

# Unit 1 People around us


## Lesson 1 I am short and slim.

**1** A Listen and repeat.



## Unit 1 People around us

### 1 B Complete the sentences with 'He', 'She' or 'They'.



1. This is Min Min. He is tall and plump. He is in Grade 5.

2. This is Thuzar. \_\_\_\_\_ is tall and slim. \_\_\_\_\_ is in Grade 4.

3. This is Bo Bo. \_\_\_\_\_ is short and slim. \_\_\_\_\_ is in Grade 4.

4. This is Nilar. \_\_\_\_\_ is short and slim. \_\_\_\_\_ is in Grade 3.

5. These are Thuzar and Bo Bo. \_\_\_\_\_ are slim. \_\_\_\_\_ are in Grade 4.





### 2 A Look at the pictures and practise the dialogue.

1. Student A : Is Bo Bo short? Student B : Yes, he is. Student A : Is he plump? Student B : No, he isn't.	2. Student A : Is Nilar tall? Student B : No, she isn't. Student A : Is she slim? Student B : Yes, she is.
3. Student A : Bo Bo and Min Min are friendly. Are they helpful? Student B : Yes, they are. Student A : Are they in Grade 3? Student B : No, they aren't.	


### 2 B Look at the pictures again. Point, ask and answer in pairs.

## Unit 1 People around us


**3 A** Listen and repeat. Match the pictures with the descriptions.


1.		2.		3.		4.	
a. curly hair		b. straight hair		c. short hair		d. long hair	


**3 B** Listen and repeat.




Hello! I'm Bo Bo. These are my friends.

This is Min Min. He has short hair.  
He has straight hair. 

This is Nilar. She has long hair.  
She has straight hair. 

This is Thuzar. She has long hair.  
She has curly hair. 

These are Nilar and Thuzar.  
They have long hair. 

**4 A** Practise the dialogue.

Student A : Who is your class teacher?  
Student B : Daw Mya Mya.  
Student A : Does she have long hair?  
Student B : Yes, she does.  
Student A : Does she have straight hair?  
Student B : No, she doesn't. She has curly hair.

**4 B** Draw a picture of a teacher and tell the class about him/her.

## Unit 1 People around us

### 5 A Read the passage.



I am Aung Aung. I am a Grade 4 student. I have many friends in my class. My best friend is Bo Bo. He is nine years old. He is short and slim. He has straight hair. He has one brother and two sisters. He is very friendly and clever. He is very helpful, too. We go to school together, play together and study together.

### 5 B Choose the correct answers.

1. Bo Bo is (tall/short).
2. Bo Bo is (plump/slim).
3. Bo Bo has (straight/curly) hair.
4. Bo Bo has (two/three) sisters.
5. Bo Bo and Aung Aung go to (school/the cinema) together.

### 5 C Read the passage again. What words describe Bo Bo?

#### Appearance

1. short
2. s \_ \_ \_
3. s \_ \_ a \_ \_ \_ t hair

#### Personality

1. friendly
2. c \_ \_ v \_ \_
3. h \_ \_ \_ f \_ \_

## Unit 1 People around us

### 6 A Answer the questions about your best friend.

1. Who is your best friend?  
*My best friend is Zaw Zaw.*
2. Is he/she tall or short?  
*He is tall.*
3. Is he/she plump or slim?
4. Does he/she have short or long hair?
5. Does he/she have curly or straight hair?
6. Is he/she helpful?

### 6 B Write about a student in your class using 'He'/'She'. Then read the sentences to the class and ask who he/she is.




You : He is tall. He is slim. He has curly hair.  
Can you guess who he is?

The class : He is Ko Ko.

You : Yes, he is.






### 6 C Write a paragraph describing your best friend.

- My best friend
- ✓ name
  - ✓ tall/short
  - ✓ plump/slim
  - ✓ short hair/long hair
  - ✓ curly hair/straight hair
  - ✓ clever/friendly/helpful



## Lesson 2 Is he cheerful?

### 1 A Listen and repeat.


<p><b>Height</b></p>  <p>tall short</p>	<p><b>Build</b></p>  <p>slim plump</p>	<p><b>Hair colour</b></p>  <p>black brown grey</p>
<p><b>Eye colour</b></p>  <p>blue brown dark</p>	<p><b>Hair style</b>      <b>Hair type</b></p>  <p>short long curly straight</p>	

### 1 B Play the 'Find someone who ...' game.

Student A : Find someone who is slim.  
 Student B : \_\_\_\_\_ is slim.  
 Student A : Find someone who has long hair.  
 Student B : \_\_\_\_\_ has long hair.

### 2 A Look at the pictures. Choose the correct words.

- John is (tall/short) and (slim/plump).  
 He has short (black/brown) hair.  
 He has (curly/straight) hair.
- Anna is (tall/short) and (slim/plump).  
 She has (long/short) hair.  
 She has (black/grey) hair.
- Susan is (tall/short) and (slim/plump).  
 She has (long/short) hair.  
 She has (straight/curly) hair.
- James is (tall/short) and (slim/plump).  
 He has short (black/brown) hair.  
 He has (dark/brown) eyes.



### 2 B In pairs, describe a teacher. Your friend guesses who he/she is.

## Unit 1 People around us

### 3 A Listen and repeat.

clever    cheerful    friendly    hard-working    nice    quiet

### 3 B Unscramble the letters.

1. here lufc									
2. reniyfld									
3. cien									
4. velecr									
5. ueqit									
6. arhd-orwkgin									

### 3 C Complete the sentences with the words from 3A.

1. Nilar has many friends. She is very f\_\_\_\_\_.
2. Khin Khin works hard and studies every day. She is h\_\_\_\_\_.
3. We all love our English teacher. He is very n\_\_\_\_\_.
4. Min Min is always happy. He is a c\_\_\_\_ boy.
5. Sandar is very q\_\_\_\_. She does not talk much.
6. Ko Ko is very c\_\_\_\_. He can answer the questions well.

### 4 A Practise the dialogue.


<p>1. Student A : Is he clever? Student B : Yes, he is. Student A : Is he cheerful? Student B : No, he isn't.</p>	<p>2. Student A : Are they hard-working? Student B : Yes, they are. Student A : Are they friendly? Student B : No, they aren't.</p>
---	---

### 4 B Choose three words from 3A to describe yourself and read your description to your class.

*I'm usually happy and cheerful. I think I'm very friendly.*

## Unit 1 People around us

**5 A** Read the following letter and label the children in the picture.



Dear Nay Yee,

This is a picture of me with my four friends at the park. All my friends are friendly. Su Su is my best friend. She has brown hair. It is short and straight. Zaw Zaw is Su Su's little brother. He is short and he has black hair. Mee Mee is a good friend, too. She has long hair and she has dark eyes. Zeya is my neighbour. He is tall and he has black hair and brown eyes. He is wearing a blue T-shirt. Do you like my new clothes? I have a new pink blouse and a new red skirt.

Best wishes,

Nandar

**5 B** Match the names of the children with their descriptions.

Name	Description
1. Nandar	a. has brown hair
2. Su Su	b. has dark eyes
3. Zaw Zaw	c. is tall and has black hair and brown eyes
4. Mee Mee	d. has a new pink blouse and a new red skirt
5. Zeya	e. is short and has black hair



## Unit 1 People around us

- 6A** Complete the table to describe your family members as in the example.

Family member	Height & build	Eye colour	Hair colour	Hair style	Hair type	Personality
<i>Father</i>	<i>tall/slim</i>	<i>brown</i>	<i>grey</i>	<i>short</i>	<i>straight</i>	<i>hard-working</i>
<i>Mother</i>	<i>short/plump</i>	<i>dark</i>	<i>brown</i>	<i>long</i>	<i>straight</i>	<i>nice and friendly</i>
Family member	Height & build	Eye colour	Hair colour	Hair style	Hair type	Personality

- 6B** Write about your family members. Use the words from 6A.

My father is \_\_\_\_\_. He is tall and slim. He has brown eyes. He has grey hair. It is short and straight. He is hard-working.

My mother is \_\_\_\_\_. She is short and plump. She has dark eyes. She has brown hair. It is long and straight. She is nice and friendly.

My \_\_\_\_\_ is \_\_\_\_\_. He is \_\_\_\_\_. He has \_\_\_\_\_ eyes. He has \_\_\_\_\_ hair. It is \_\_\_\_\_. He is \_\_\_\_\_.

My \_\_\_\_\_ is \_\_\_\_\_. She is \_\_\_\_\_. She has \_\_\_\_\_ eyes. She has \_\_\_\_\_ hair. It is \_\_\_\_\_. She is \_\_\_\_\_.

My \_\_\_\_\_  
\_\_\_\_\_.

- 6C** Tell the class about your family members.

# Unit 2 Animals









## Lesson 1 There is/are ...

**1 A** Listen and repeat. Then, label the animals.

<ol style="list-style-type: none"> <li>1. cat</li> <li>2. cock</li> <li>3. cow</li> <li>4. dog</li> <li>5. duck</li> <li>6. goat</li> <li>7. horse</li> <li>8. pig</li> <li>9. rat</li> <li>10. turkey</li> </ol>	
---	--

**1 B** Listen and write the names of the animals.

**2 A** Listen and circle the words.


<p>1.</p>  <p>duck</p>	 <p>ducks</p>	<p>2.</p>  <p>dog</p>	 <p>dogs</p>
<p>3.</p>  <p>horse</p>	 <p>horses</p>	<p>4.</p>  <p>goat</p>	 <p>goats</p>

**2 B** Practise saying the words in 1A as in the example.

one cat	two cats
---------	----------

## Unit 2 Animals

### 3 A Listen and repeat.



- |           |         |
|-----------|---------|
| 1. turkey | turkeys |
| 2. ox     | oxen    |
| 3. sheep  | sheep   |
| 4. goose  | geese   |
| 5. fish   | fish    |
| 6. deer   | deer    |

### 3 B Look at the picture and ask and answer the questions in pairs.

Student A : How many dogs are there?

Student B : There is one dog.

Student A : How many sheep are there?

Student B : There are five sheep.

### 4 A Look at the picture again and choose the correct answers.

1. There are three (turkey/turkeys).
2. There are four (deers/deer).
3. There are two (ox/oxen).
4. There are eight (fish/fishes).
5. There are five (goose/geese).

### 4 B Write the sentences in 4A with the correct answers.

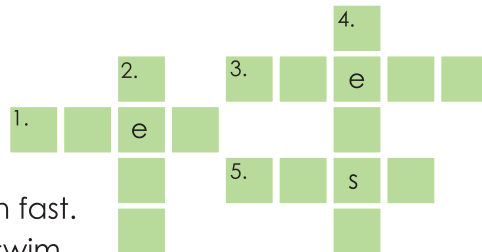
### 4 C Complete the crossword puzzle.

#### across

1. It is the plural form of 'ox'.
3. They give us wool.
5. They live in water.


#### down

2. They have long legs and they can run fast.
4. They have long necks and they can swim.




## Unit 2 Animals

### 5 A Read about U Ba's farm.



This is U Ba's farm. There are three cows, five goats, and seven pigs. There is also one dog. The cows are eating grass. The pigs are sleeping in the sun. The mother goat is with her babies. The dog is running around U Ba. Its name is Kyar Bo. U Ba likes Kyar Bo very much.

### 5 B Look at the picture and fill in the blanks.



This is Daw Hla's farm. There are four cows, six \_\_\_\_\_, three ducks and eight \_\_\_\_\_. There are also two dogs and two cats. The \_\_\_\_\_ are swimming in the pond. The \_\_\_\_\_ are eating grass. Daw Hla is feeding the \_\_\_\_\_. The \_\_\_\_\_ are chasing the rats. Rats eat Daw Hla's corn. She doesn't like rats.

## Unit 2 Animals

**5 C** Look at the pictures and practise the dialogue.

Student A : What animals does U Ba have?

Student B : U Ba has cows, goats, pigs and a dog.


**5 D** Read the sentences and match them with the farms.

1. The cats are chasing rats.
2. The pigs are sleeping.
3. The mother goat is with her babies.
4. The ducks are swimming.

U Ba's farm

Daw Hla's farm







**6 A** Draw a picture of your farm and write at least 4 sentences.









**6 B** Tell your friends about your farm.

## Lesson 2 Is it a land animal?

**1 A** Listen and repeat. Then, label the animals.




<p><b>Land animals</b></p> <ol style="list-style-type: none"> <li>1. bear</li> <li>2. elephant</li> <li>3. leopard</li> <li>4. lion</li> <li>5. monkey</li> <li>6. snake</li> </ol>	<p>a. _____</p> 	<p>b. _____</p> 	<p>c. _____</p> 	<p>d. _____</p> 
	<p>e. _____</p> 	<p>f. _____</p> 		



<p><b>Sea animals</b></p> <ol style="list-style-type: none"> <li>7. dolphin</li> <li>8. octopus</li> <li>9. seahorse</li> <li>10. shark</li> <li>11. starfish</li> <li>12. turtle</li> </ol>	<p>g. _____</p> 	<p>h. _____</p> 	<p>i. _____</p> 	<p>j. _____</p> 	<p>k. _____</p> 	<p>l. _____</p> 
--	---	--	---	---	---	--

**1 B** Listen and write the names of the animals.

**2 A** Listen and circle the words.

<p>1.</p>  <p>lion</p>	<p>2.</p>  <p>octopus      octopuses</p>	<p>3.</p>  <p>seahorse      seahorses</p>
---	---	--

**2 B** Look at the pictures and talk about the animals.

<p><b>A</b></p>  <p>There is one shark.</p>	<p><b>B</b></p>  <p>There are two lions.</p>
--	--


## Unit 2 Animals


**3 A** Describe the animals by using the words in the circles.


**Size**  
big, small


**Colour**  
pink, grey, brown, blue, black, green, white

**Speed**  
fast, slow

1. 

2. 

3. 

4. 

Student A : It's big, grey and fast.  
Student B : It's an elephant!  
Student A : Yes, it is.

**3 B** Look at the animals in 3A and write sentences.

*The elephant is big, grey and fast.*

**4 A** Write about your favourite animal.

*My favourite animal is the seahorse. It is small and yellow.*

*It can swim fast.*

**4 B** Work in pairs. Guess what animal it is.

- Is it big/small?
- Is it brown/white/red/yellow?
- Is it a land animal/sea animal?
- Can it fly/swim/run/jump?



Student A : Can it fly?

Student B : No, it can't.

Student A : Is it a land animal?

Student B : Yes, it is.

Student A : Is it big?

Student B : Yes, it is.

Student A : Is it black?

Student B : Yes, it is.

Student A : Is it an elephant?

Student B : No, it isn't.

Student A : Is it a bear?

Student B : Yes, it is.

## Unit 2 Animals



### 5 A Listen and read.

A spider has eight legs.  
Many spiders have eight eyes.  
A spider's blood is blue.  
Spiders live everywhere.



An octopus has eight arms.  
It has a big head and two eyes.  
It has three hearts.  
Octopuses live in the sea.

A leopard has four legs.  
It has yellow fur with black spots.  
It can run very fast.  
Leopards live on land.



A shark has many teeth.  
Many sharks are grey.  
They eat small fish.  
Sharks live in the sea.

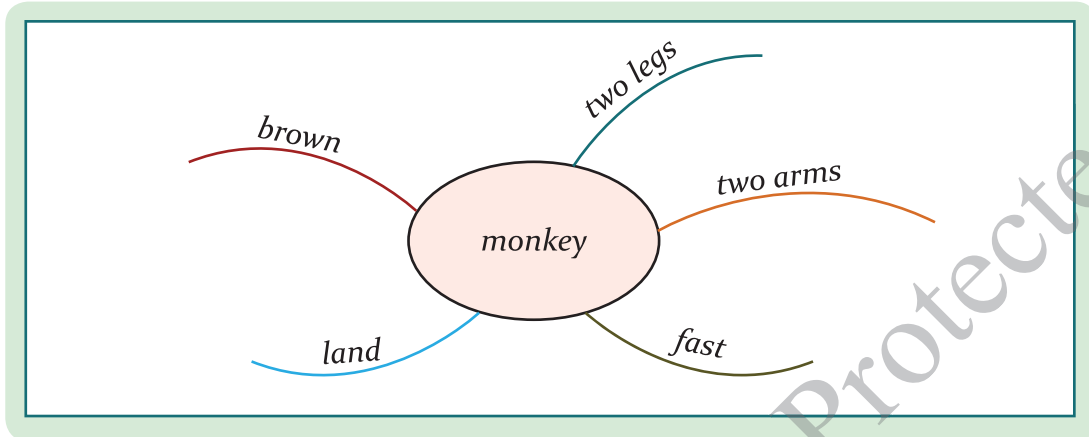
### 5 B Read about the animals in 5A again and fill in the blanks.

1. \_\_\_\_\_ live everywhere.
2. \_\_\_\_\_ live in the sea and eat small fish.
3. An \_\_\_\_\_ has eight arms and lives in the sea.
4. A \_\_\_\_\_ has four legs.



## Unit 2 Animals

- 6 A** Choose your favourite animal and draw a mind map as in the following example.



- 6 B** Describe your mind map.

*My favourite animal is the monkey. It is brown. It has two legs and two arms. It is fast. It lives on land.*

- 6 C** Ask and answer using the mind map.

1. What is your favourite animal?
2. Is it big or small?
3. What colour is it?
4. Is it slow or fast?
5. Where does it live?

## Review 1


### 1A. Listen and circle the words you hear.

bear	dolphin	elephant	fish	leopard
lion	monkey	octopus	seahorse	shark
snake	starfish	tiger	turkey	turtle

### 1B. Put the words in 1A under the correct columns.

Land animals	Sea animals

### 1C. Look at the picture and practise the dialogue.



Student A : How many children are there in the picture?

Student B : There are two.

Student A : Is the girl tall?

Student B : No, she isn't. She is short.

Student A : Does she have long hair?

Student B : Yes, she does.

Student A : Does she have curly hair?

Student B : No, she doesn't. She has straight hair.

### 1D. Look at the picture again. Match the questions and the answers.

- |   |   |
|---|---|
| 1. Does the giraffe have a long neck?   | a. It runs very fast.                   |
| 2. How does the deer run?               | b. No, it isn't. It is black and white. |
| 3. Is the zebra brown?                  | c. Yes, it does.                        |
| 4. How many legs does the ostrich have? | d. Eight.                               |
| 5. How many animals are there?          | e. Two.                                 |

## Review 1

### 2A. Underline the correct word in each sentence.


1. I (am, is, are) a Grade 4 student.
2. He (am, is, are) tall and thin.
3. We (am, is, are) friends.
4. This (am, is, are) Thuzar's eraser and these (am, is, are) my books.

### 2B. Complete the sentences.

1. Aung Aung works hard and studies every day. He is a h\_\_\_\_\_ boy.
2. We all love our class teacher. She is very n\_\_\_\_\_.
3. Aung Myo can answer the questions well. He is a very c\_\_\_\_\_ boy.
4. Ma Ma does not talk much. She is very q\_\_\_\_\_.
5. A s\_\_\_\_\_ is small and yellow. It can swim fast.
6. An o\_\_\_\_\_ has three hearts.
7. An e\_\_\_\_\_ can run very fast.
8. A s\_\_\_\_\_ eats small fish.

### 2C. Read the passage and answer the questions.


U Min Thu lives on a big farm. He is tall and slim. He has short hair and dark eyes. He is hard-working. He has a horse named Sein Hlyan. The horse is three years old. His body is brown and his tail is black. U Min Thu loves Sein Hlyan. He rides Sein Hlyan every day. After long rides, U Min Thu washes and brushes him. Then, he gives Sein Hlyan food and water. Sein Hlyan loves U Min Thu, too, because he is kind.



1. Where does U Min Thu live?
2. What is the name of U Min Thu's horse?
3. What colour is Sein Hlyan's tail?
4. When does U Min Thu wash and brush Sein Hlyan?
5. Why does Sein Hlyan love U Min Thu?

Project 1 My favourite ...

1A. Look at the picture of Zaw Min and May Nyein. Describe them, using the given words.



Zaw Min

May Nyein

tall      short      long  
slim      curly      straight  
brown      black      dark  
cheerful      beautiful      handsome

\_\_\_\_\_

\_\_\_\_\_

\_\_\_\_\_

\_\_\_\_\_

\_\_\_\_\_

\_\_\_\_\_

\_\_\_\_\_

\_\_\_\_\_

\_\_\_\_\_

\_\_\_\_\_

1B. In pairs, tell your friend about the picture.

Zaw Min is tall and ...




May Nyein is short and ...



Project 1 My favourite ...




2A. In pairs, choose one person from the picture and describe him/her.  
Student A describes one person and B guesses who he/she is.



2B. In pairs, choose one animal from the picture and describe it.  
Student A describes one animal and B guesses what it is.



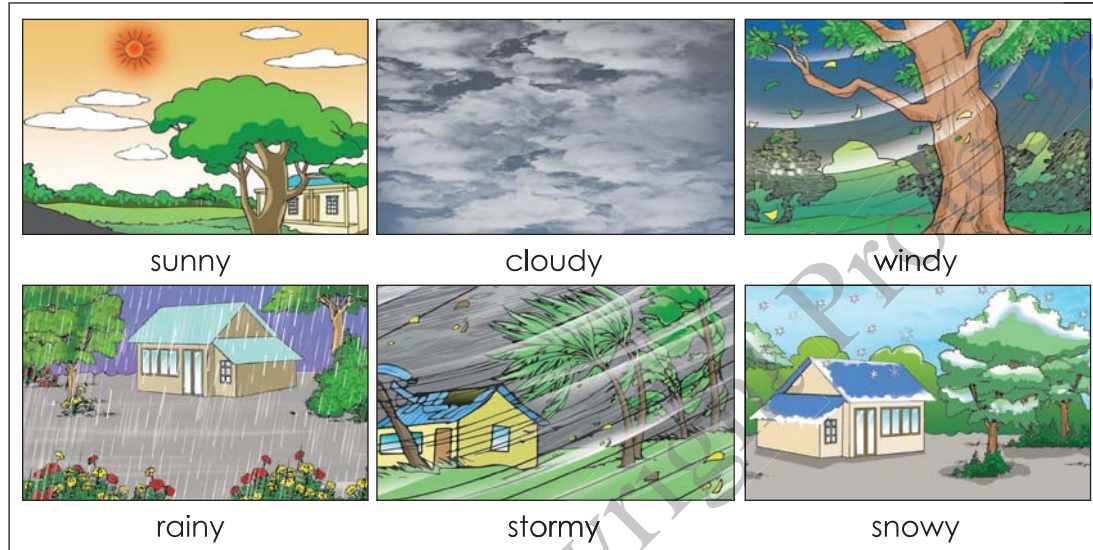
3. Bring a photo of someone and tell the class about him/her.

I can ...			
describe people and animals around me.			
give a presentation about a person using his/her photo.			

# Unit 3 Seasons in Myanmar

## Lesson 1 It's sunny today.







**1 A** Listen and repeat.



**1 B** Ask about the weather.

Student A : What's the weather like today?  
 Student B : It's sunny today.

**2 A** Look at the icons and write the weather.


1.  It's rainy.	2.  _____	3.  _____
4.  _____	5.  _____	6.  _____

**2 B** In pairs, draw an icon each. Ask and answer about the weather.

Student A : Is it sunny ?  
 Student B : Yes, it is./ No, it isn't.

## Unit 3 Seasons in Myanmar


**3 A** Listen and draw the weather icons for each day.

7-day forecast						
MON	TUE	WED	THU	FRI	SAT	SUN
						

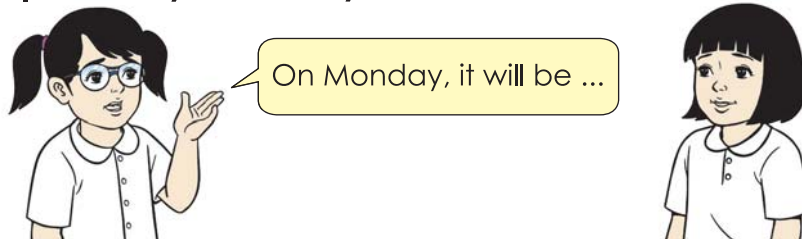
**3 B** Complete the sentences with the information from 3A.

1. On Monday, it will be snowy.
2. On Tuesday, it will be \_\_\_\_\_
3. On Wednesday, it will \_\_\_\_\_
4. On Thursday, it \_\_\_\_\_
5. On Friday, \_\_\_\_\_
6. On \_\_\_\_\_
7. On \_\_\_\_\_

**4 A** Make a weather forecast for next week.

My weather forecast						
MON	TUE	WED	THU	FRI	SAT	SUN
 <i>sunny</i>						

**4 B** In pairs, tell your friend your weather forecast for next week.



## Unit 3 Seasons in Myanmar

### 5 A Read the weather forecast and complete the table.

**In Yangon**, it will be stormy and it will rain on Monday. On Tuesday, it will be sunny but it will be cloudy on Wednesday. It will also be cloudy and windy on Thursday. On Friday, it will be rainy. But it will be sunny on Saturday and Sunday.

**In Hakha**, it will be snowy and windy on Monday. So, it will be very cold. On Tuesday and Wednesday, it will be windy and rainy. It will be rainy in the evening. On Thursday and Friday, it will be sunny and warm. It will be cloudy on Saturday but it will be sunny on Sunday.

#### 7-day forecast

	Yangon	Hakha
Monday		<i>snowy, windy, cold</i>
Tuesday		
Wednesday		
Thursday		
Friday		
<b>Saturday</b>	<i>sunny</i>	
<b>Sunday</b>		

### 5 B Read the weather forecast again and correct the mistakes.

#### Yangon

1. It will be ~~sunny~~ <sup>stormy</sup> on Monday.
2. It will be windy on Tuesday.
3. It will be rainy on Wednesday.
4. It will be sunny and windy on Thursday.
5. It will be cloudy on Friday.

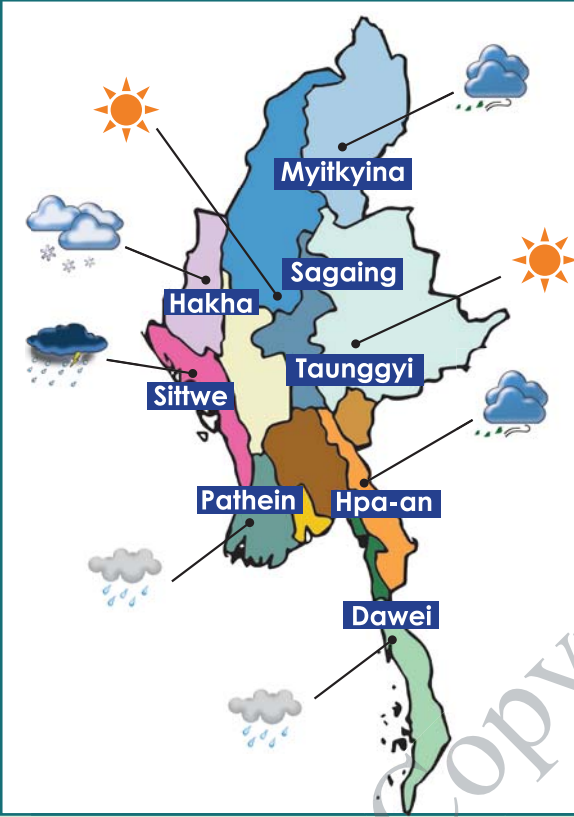
#### Hakha

1. It will be rainy on Monday.
2. It will be windy and sunny on Tuesday and Wednesday.
3. It will be sunny and warm on Thursday and Wednesday.
4. It will be rainy on Saturday.
5. It will be cloudy on Sunday.



### Unit 3 Seasons in Myanmar

**6 A** Look at today's weather and answer the questions.



1. What's the weather like in Taunggyi?  
*It's sunny in Taunggyi.*

2. What's the weather like in Hakha?

3. What's the weather like in Hpa-an?

4. What's the weather like in Patheingyi?

5. What's the weather like in Sittwe?

6. What's the weather like in Dawei?

7. What's the weather like in Myitkyina?

8. What's the weather like in Sagaing?

**6 B** Think and write.

1. It's *cloudy*. We can play in the playground.
2. It's \_\_\_\_\_. We can go out for ice cream.
3. It's \_\_\_\_\_. We can catch raindrops.
4. It's \_\_\_\_\_. We can fly kites.
5. It's \_\_\_\_\_. We can make snow balls.

**6 C** Forecast the weather for next week and write the sentences.

*On Monday, it will be sunny.*

## Lesson 2 What's your favourite season?

**1 A** Listen and repeat.



**1 B** Which month comes next?


January		March	
May		July	
September		November	

**2** Unscramble the letters to make months.

1. ceDmeerb									
2. enJu									
3. gtsuuA									
4. hcMra									
5. lApir									
6. ryFbeura									
7. tcObore									
8. tmeSperbe									
9. uyJnara									
10. voNmereb									
11. yaM									
12. yJlu									

## Unit 3 Seasons in Myanmar

### 3 A Listen and repeat.



#### The Months

Thirty days in September,  
April, June and November,  
The rest have thirty-one,  
But February has only twenty-eight  
And twenty-nine in a leap year.

### 3 B Complete the table.

2021 Calendar			
January	February	March	April
<b>31</b>		<b>31</b>	
	June	July	
<b>31</b>			<b>31</b>
	October		December
<b>30</b>		<b>30</b>	

### 4 Answer the questions in complete sentences.

1. How many days are there in April?  
*There are 30 days in April.*
2. How many days are there in December?
3. How many days are there in June?
4. How many days are there in October?
5. How many months are there in a year?




## Unit 3 Seasons in Myanmar

### 5 A Read the text and complete the table.

the hot season

the rainy season

the cold season

There are three seasons in Myanmar. They are the hot season, the rainy season and the cold season.

The hot season is from March to May. In the hot season, it is sunny and hot. You can go swimming. Swimming is fun. Leaves fall from trees.

The rainy season is from late May to October. In the rainy season, it is cool and wet. Sometimes it is stormy, too. Plants start to grow.

The cold season is from November to February. In the cold season, it is cool and dry. In the mountains, it is sometimes snowy. It is the best time to do sports.

Season	Month	Weather condition
	<i>March, April, May</i>	
<i>the rainy season</i>		
		<i>cool, dry, snowy</i>

### 5 B Answer the questions.

1. How many seasons are there in Myanmar?
2. What are the names of the seasons?
3. When is the hot season?
4. When is the rainy season?
5. When is the cold season?

### 5 C In pairs, ask and answer the questions about the weather.

Student A : What's the weather like in the hot season?

Student B : It's sunny and hot.

## Unit 3 Seasons in Myanmar

**6 A** Match the seasons with what you see and do in the seasons.

<b>1. the hot season</b>	a. leaves fall from trees
<b>2. the rainy season</b>	b. play football in the rain
<b>3. the cold season</b>	c. is the best time to do sports
	d. sweep up leaves in the garden
	e. wear beautiful sweaters
	f. grow plants

**6 B** Write about your favourite season. Also give reasons.

*My favourite season is the rainy season because I can play football in the rain.*

**6 C** Ask your friends about their favourite seasons and complete the table.

You : What's your favourite season?  
 Bo Bo : The rainy season.  
 You : Why?  
 Bo Bo : Because I can play football in the rain.

Name	Favourite season	Reason
1. <i>Bo Bo</i>	<i>the rainy season</i>	<i>can play football in the rain</i>
2.		
3.		
4.		

# Unit 4 Happy days in my life


## Lesson 1 Her birthday is on ...

**1 A** Listen and repeat.

<b>1<sup>st</sup> to 12<sup>th</sup></b>	<p>1<sup>st</sup> first</p> <p>2<sup>nd</sup> second</p> <p>3<sup>rd</sup> third</p> <p>4<sup>th</sup> fourth</p> <p>5<sup>th</sup> fifth</p> <p>6<sup>th</sup> sixth</p> <p>7<sup>th</sup> seventh</p> <p>8<sup>th</sup> eighth</p> <p>9<sup>th</sup> ninth</p> <p>10<sup>th</sup> tenth</p> <p>11<sup>th</sup> eleventh</p> <p>12<sup>th</sup> twelfth</p>	<p>January 1, February 2, March 3, April 4, May 5, June 6, July 7, August 8, September 9, October 10, November 11, December 12</p>
--	--	--

January is the 1<sup>st</sup> month of the year.

**1 B** Write the order of the children in the queue.



**2 A** Listen and circle the correct words.

a. first/fourth	e. eleventh/second	i. ninth/fourth
b. third/fourth	f. sixth/fifth	j. first/third
c. third/tenth	g. seventh/second	k. seventh/eleventh
d. fourth/twelfth	h. first/fifth	l. eighth/sixth

**2 B** Complete the table.

5 <sup>th</sup>			second		seventh		sixth
	fourth	1 <sup>st</sup>		10 <sup>th</sup>		11 <sup>th</sup>	
3 <sup>rd</sup>			twelfth	9 <sup>th</sup>		8 <sup>th</sup>	

## Unit 4 Happy days in my life

### 3 A Listen and repeat.

13<sup>th</sup> to 31<sup>st</sup>

- 13<sup>th</sup> thirteenth
- 14<sup>th</sup> fourteenth
- 15<sup>th</sup> fifteenth
- 16<sup>th</sup> sixteenth
- 17<sup>th</sup> seventeenth
- 18<sup>th</sup> eighteenth
- 19<sup>th</sup> nineteenth
- 20<sup>th</sup> twentieth
- 21<sup>st</sup> twenty-first
- 22<sup>nd</sup> twenty-second
- 23<sup>rd</sup> twenty-third
- 24<sup>th</sup> twenty-fourth
- 25<sup>th</sup> twenty-fifth
- 26<sup>th</sup> twenty-sixth
- 27<sup>th</sup> twenty-seventh
- 28<sup>th</sup> twenty-eighth
- 29<sup>th</sup> twenty-ninth
- 30<sup>th</sup> thirtieth
- 31<sup>st</sup> thirty-first

### 3 B Look at the calendar and complete the table.

### August 2020

Sun	Mon	Tue	Wed	Thur	Fri	Sat
						1
2	3	4	5	6	7	8
9	10	11	12	13	14	15
16	17	18	19	20	21	22
23	24	25	26	27	28	29
30	31					

<b>Mon</b>	3 <sup>rd</sup> , 10 <sup>th</sup> , 17 <sup>th</sup> , 24 <sup>th</sup> , 31 <sup>st</sup>
<b>Tue</b>	
<b>Wed</b>	
<b>Thur</b>	
<b>Fri</b>	
<b>Sat</b>	
<b>Sun</b>	

### 4 A Write the words for the following numbers.

13 <sup>th</sup>	15 <sup>th</sup>	20 <sup>th</sup>	21 <sup>st</sup>	22 <sup>nd</sup>	23 <sup>rd</sup>	25 <sup>th</sup>	28 <sup>th</sup>	31 <sup>st</sup>
------------------	------------------	------------------	------------------	------------------	------------------	------------------	------------------	------------------

### 4 B Ask your friends' birthdays.

You : Thidar, when's your birthday?

Thidar : 7<sup>th</sup> of September.

Name	Birthday
1. <i>Thidar</i>	<i>7<sup>th</sup> of September</i>
2.	
3.	

## Unit 4 Happy days in my life

### 5 A Read and match.

1.

This is Daw Hnin Hnin.  
She is a teacher.  
Her birthday is on the 11<sup>th</sup> of July.

a.



2.

This is Arkar.  
He is a singer.  
His birthday is on the 14<sup>th</sup> of May.

b.



3.

This is U Zar Ni.  
He is a doctor.  
His birthday is on the 15<sup>th</sup> of April.

c.



4.

This is Chaw Su.  
She is an engineer.  
Her birthday is on the 25<sup>th</sup> of December.

d.



5.

This is Hay Mar.  
She is a student.  
Her birthday is on the 20<sup>th</sup> of March.

e.





## Unit 4 Happy days in my life

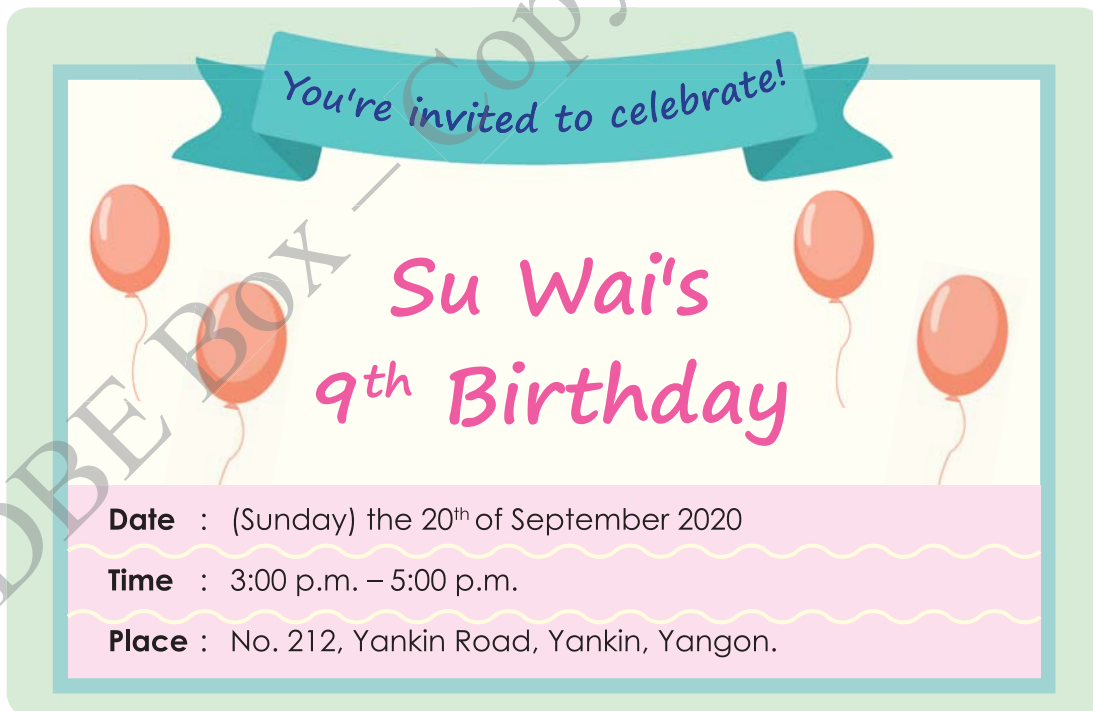
### 5 B Look at 5A and fill in the blanks.

1. Chaw Su is an \_\_\_\_\_.
2. Arkar's birthday is on the \_\_\_\_\_.
3. U Zar Ni is a \_\_\_\_\_.
4. Daw Hnin Hnin's birthday is on the \_\_\_\_\_.
5. Hay Mar is a \_\_\_\_\_.

### 5 C Look at 5A and answer the questions.

1. Who is a teacher?
2. When is Hay Mar's birthday?
3. Who is a singer?
4. When is Chaw Su's birthday?
5. When is U Zar Ni's birthday?

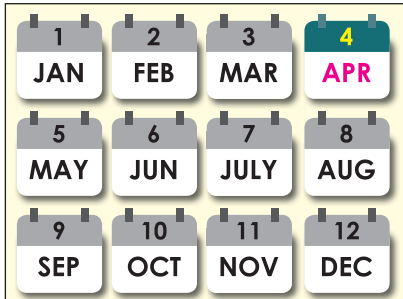
### 6 A Read the information on the birthday invitation card.



### 6 B Make your own birthday invitation card.

## Lesson 2 What do you do at Thingyan?

**1 A** Look at the picture and listen.




Thingyan is the water festival in Myanmar. It is also the Myanmar New Year festival. It is in April. In Thingyan, we douse each other with water. We make *mont-lone-yeibaw* and *mont-let-saung*. They are Thingyan snacks. We offer them to people during Thingyan days.

**1 B** Answer the questions.

1. What is Thingyan?
2. When is Thingyan?
3. What do people do at Thingyan?

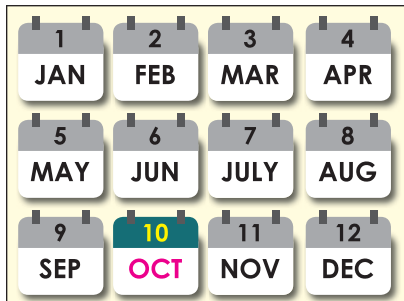
**2 A** Ask and answer.



**2 B** Ask three friends 'What do you do at Thingyan?'.

## Unit 4 Happy days in my life

### 3 A Look at the picture and listen.

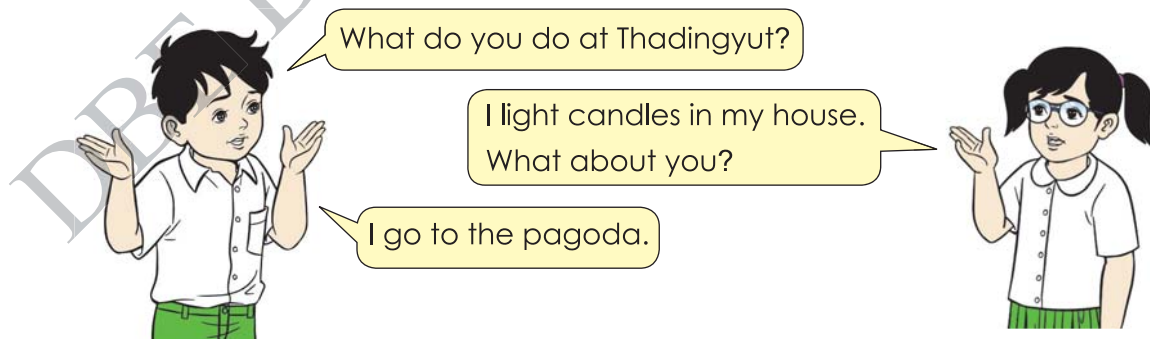


Thadingyut is the lighting festival in Myanmar. It is in October. It falls on the Full Moon day of Thadingyut. It is the 7<sup>th</sup> month in the Myanmar calendar. We light candles in the streets and houses. We have nice food and play games. We pay homage to our parents, grandparents and teachers.

### 3 B Answer the questions.

1. What is Thadingyut?
2. When is Thadingyut?
3. What do people do at Thadingyut?

### 4 A Ask and answer.



### 4 B Ask three friends 'What do you do at Thadingyut?'.

## Unit 4 Happy days in my life

- 5 A** Read the sentences. Find a mistake in each sentence and correct the mistakes.

Thingyan is the fire festival. It is in March. We douse each other with flowers. We make Thadingyut snacks. Thingyan is also the Myanmar lighting festival.

Thadingyut is the water festival. It is in November. It falls on the Complete Moon day of Thadingyut. It is the 8<sup>th</sup> month in the Myanmar calendar. We light flowers in the streets and houses. We say homage to our parents, grandparents and teachers.

- 5 B** Look at the picture and fill in the blanks.



1. This is the \_\_\_\_\_ festival.
2. It is in \_\_\_\_\_.
3. The \_\_\_\_\_ are enjoying the water festival.
4. The boy is dousing the \_\_\_\_\_ with water.
5. The women are offering Thingyan \_\_\_\_\_ to people.

Unit 4 Happy days in my life

**6 A** What do you do at Thingyan and Thadingyut?

1. play with my friends

2. sing and dance

3. have nice food

4. light candles in the streets and houses

5. watch fireworks

6. offer snacks to people

7. go to many places with my friends

8. pay homage to my parents, grandparents and teachers

9. douse people with water

10. go to the pagoda

Thingyan	Thadingyut
1. <i>play with my friends</i>	

**6 B** Write about the festival you like.

The festival I like

I like *Thingyan/Thadingyut*.

At this festival, I *play with my friends/ light candles in my house* and  
*I sing and dance/go to the pagoda*. I \_\_\_\_\_

\_\_\_\_\_.

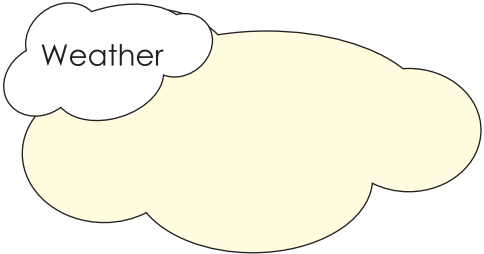
## Review 2

### 1A. Write the words in the correct clouds.

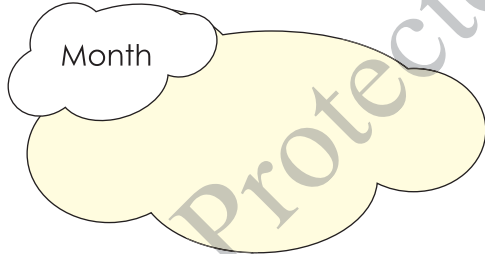
sunny	January	Thadingyut	windy
December	October	the hot season	June
April	cloudy	stormy	the cold season
the rainy season	rainy	September	Thingyan

Weather

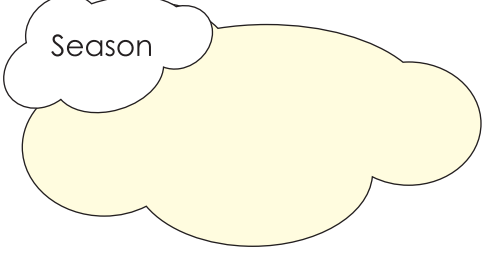


Month

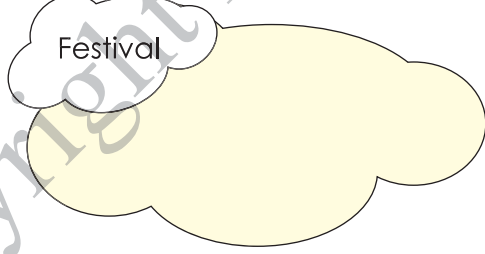


Season



Festival



### 1B. Listen and write the weather.

Mon	Tue	Wed	Thu	Fri

### 1C. Ask and answer in pairs.

1. What is your favourite month?  
Why do you like it?
2. What is your favourite season?  
Why do you like it?
3. What is your favourite festival?  
What do you usually do at this festival?
4. When is your birthday?  
What do you usually do on your birthday?



## Review 2

### 2A. Read and match.



I am Tun Tun ...

1. My birthday is on the 15<sup>th</sup> of April. It is during Thingyan. Usually, my friends play the guitar and I sing. And then we eat cakes and ice cream.

2. During Thadingyut, I always go to my grandparents' house. We light candles at night and eat nice food. We have fun.

3. The cold season is my favourite season. I like cycling in the morning during this season. Our family sometimes goes to Chaung Tha beach.



### 2B. Read and write 'True' or 'False'.

1. Tun Tun's birthday is on the 15<sup>th</sup> of April. \_\_\_\_\_
2. Tun Tun's birthday is during Thadingyut. \_\_\_\_\_
3. Tun Tun lights candles at the Thingyan festival. \_\_\_\_\_
4. Tun Tun's favourite season is the cold season. \_\_\_\_\_
5. Tun Tun sometimes goes to Mandalay in the cold season. \_\_\_\_\_




### 2C. Read about Tun Tun's birthday and write about your birthday.

#### Tun Tun's birthday

My birthday is on the 15<sup>th</sup> of April. On my birthday, my friends usually sing the 'Happy birthday' song. Then, we eat cakes and ice cream. After that, we play the guitar and sing our favourite songs.

## Project 2 Interview

### 1A. Interview your friends to find out their favourite seasons.

<p>You : Su Su, what's your favourite season?</p> <p>Su Su : My favourite season is <u>the hot season</u>.</p>		
		
The hot season	The rainy season	The cold season
<p>1. <u>Su Su</u></p> <p>2. <u>Tun Tun</u></p> <p>3. <u>Kaythi</u></p> <p>4. <u>Sandar</u></p> <p>5. <u>Aung Htet</u></p> <p>6. _____</p> <p>7. _____</p> <p>8. _____</p> <p>9. _____</p> <p>10. _____</p>	<p>1. _____</p> <p>2. _____</p> <p>3. _____</p> <p>4. _____</p> <p>5. _____</p> <p>6. _____</p> <p>7. _____</p> <p>8. _____</p> <p>9. _____</p> <p>10. _____</p>	<p>1. _____</p> <p>2. _____</p> <p>3. _____</p> <p>4. _____</p> <p>5. _____</p> <p>6. _____</p> <p>7. _____</p> <p>8. _____</p> <p>9. _____</p> <p>10. _____</p>

### 1B. Fill in the blanks.

I asked my friends to find out their favourite seasons. Five friends' favourite season is the hot season. \_\_\_\_\_ friends' favourite season is the rainy season. \_\_\_\_\_ friends' favourite season is the cold season. Many of my friends like the \_\_\_\_\_ season.



## Project 2 Interview




### 2A. Interview 10 friends to find out their favourite festivals.

<p>You : Bo Bo, what's your favourite festival?</p> <p>Bo Bo : My favourite festival is _____.</p>	
	
The Thingyan festival	The Thadingyut festival
1. _____ 2. _____ 3. _____ 4. _____ 5. _____ 6. _____ 7. _____ 8. _____ 9. _____ 10. _____	1. _____ 2. _____ 3. _____ 4. _____ 5. _____ 6. _____ 7. _____ 8. _____ 9. _____ 10. _____

### 2B. Fill in the blanks.

I asked my friends to find out their favourite festivals. \_\_\_\_\_ friends' favourite festival is the Thingyan festival. \_\_\_\_\_ friends' favourite festival is the Thadingyut festival. Many of my friends like the \_\_\_\_\_ festival.

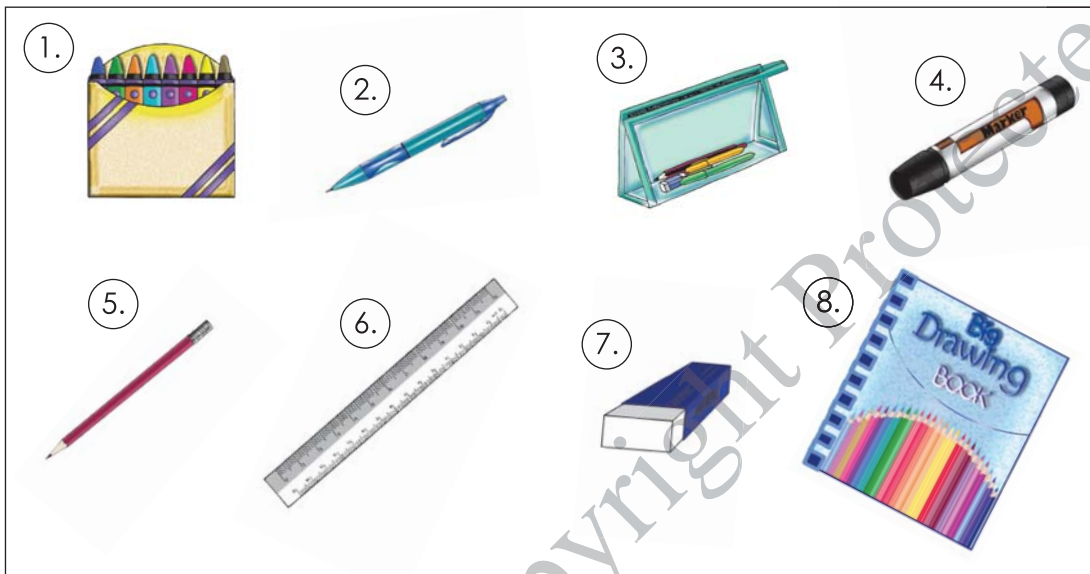
### 3. Present about the seasons and festivals your friends like.

I can ...	  
talk about seasons, festivals and birthdays.	<input style="width: 20px; height: 20px;" type="checkbox"/> <input style="width: 20px; height: 20px;" type="checkbox"/> <input style="width: 20px; height: 20px;" type="checkbox"/>
interview my friends and present about the interview.	<input style="width: 20px; height: 20px;" type="checkbox"/> <input style="width: 20px; height: 20px;" type="checkbox"/> <input style="width: 20px; height: 20px;" type="checkbox"/>

# Unit 5 Shopping

## Lesson 1 I want a pencil.


**1 A** Listen, point and say.



**1 B** Write the number of the picture next to each word.

pencil	5	pencil case	_____	eraser	_____	marker	_____
ruler	_____	drawing book	_____	crayons	_____	pen	_____

**2 A** Practise the following dialogue.



Shopkeeper : Can I help you?

Customer : Do you have any pencils?

Shopkeeper : Yes, we do.  
How many do you want?

Customer : One, please.

Shopkeeper : Here you are.

Customer : Thank you.

**2 B** Role-play the dialogue in 2A. Use the objects in 1A.

## Unit 5 Shopping

### 3 A Listen and repeat.













1. Toy shop

2. Stationery shop

3. Food shop

4. Clothes shop

### 3 B Where can you buy the following things?

a.  cake	b.  toy robot	c.  T-shirt	d.  pencil case
e.  skirt	f.  fruits	g.  crayons	h.  kite
i.  eraser	j.  shorts	k.  bread	l.  doll

Student A : I want a cake.

Student B : Go to the food shop.

### 3 C Make longer sentences. Say them to your friends.

Do the same, using other shops.

Student A : You can buy pencils at a stationery shop.

Student B : You can buy pencils and erasers at a stationery shop.

Student C : You can buy pencils, erasers, and crayons at a stationery shop.

### 4 A Complete the lists below with the things in 3B.

<b style="color: #008080;">Food shop</b> ● <i>cake</i> _____ ● _____ ● _____	<b style="color: #008080;">Toy shop</b> ● _____ ● _____ ● _____	<b style="color: #008080;">Clothes shop</b> ● _____ ● _____ ● _____	<b style="color: #008080;">Stationery shop</b> ● _____ ● _____ ● _____
---	--	--	---

### 4 B Practise the question and answer with the things in 3B.

Student A : Where can I buy a toy?

Student B : At a toy shop.

## Unit 5 Shopping

### 5 A Read and match.

1.



Nilar wants a pencil, a drawing book and crayons.

a. He goes to the toy shop.



2.



Min Min wants a T-shirt, a jacket and shorts.

b. She goes to the stationery shop.



3.



Thuzar wants an ice cream, a pudding and a cake.

c. He goes to the clothes shop.



4.



Bo Bo wants a ball, a kite and a toy car.

d. She goes to the food shop.



### 5 B Complete the sentences.

1. Nilar goes to the \_\_\_\_\_. She wants \_\_\_\_\_.
2. Thuzar goes to the \_\_\_\_\_. She wants \_\_\_\_\_.
3. Bo Bo goes to the \_\_\_\_\_. He wants \_\_\_\_\_.
4. Min Min goes to the \_\_\_\_\_. He wants \_\_\_\_\_.

## Unit 5 Shopping

### 6 A Complete the sentences.

1. You can buy a ruler at a \_\_\_\_\_.
2. You can buy a cake at a \_\_\_\_\_.
3. You can buy a blouse at a \_\_\_\_\_.
4. You can buy a Barbie doll at a \_\_\_\_\_.
5. You can buy \_\_\_\_\_ at a \_\_\_\_\_.
6. I can buy \_\_\_\_\_ at a clothes shop.
7. I can buy \_\_\_\_\_ at a stationery shop.
8. I can buy \_\_\_\_\_ at a food shop.
9. I can buy \_\_\_\_\_ at a toy shop.
10. I can \_\_\_\_\_.

### 6 B Read and write about your favourite shop.

My favourite shop

I love toys. My favourite shop is the Happy Toy Shop . We can buy toy robots and toy cars there. Let's go there together.

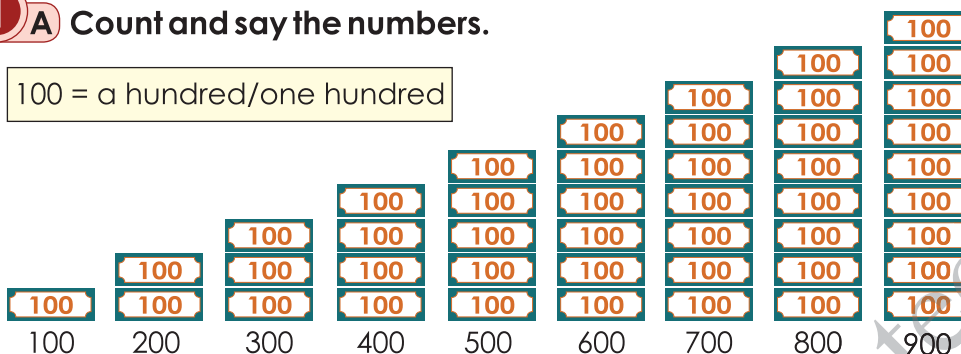
My favourite shop

I love \_\_\_\_\_. My favourite shop is the \_\_\_\_\_. We can buy \_\_\_\_\_ and \_\_\_\_\_ there. Let's go there together.

### 6 C Work in pairs. Tell each other about your favourite shop.

## Lesson 2 How much is it?

### 1 A Count and say the numbers.




### 1 B Fill in the blanks and say the numbers.

100	_____	_____	400	_____	_____	_____	800	_____
-----	-------	-------	-----	-------	-------	-------	-----	-------

### 1 C Count and write.

1.	_____	200	4.	_____
2.	_____	_____	5.	_____
3.	_____	_____	6.	_____

### 2 A Listen, point and say.



### 2 B Listen and write.

1. How much is the pencil? It's 200 kyats.	3. How much is the _____? It's _____ kyats.
2. How much is the _____? It's _____ kyats.	4. How much is the _____? _____.

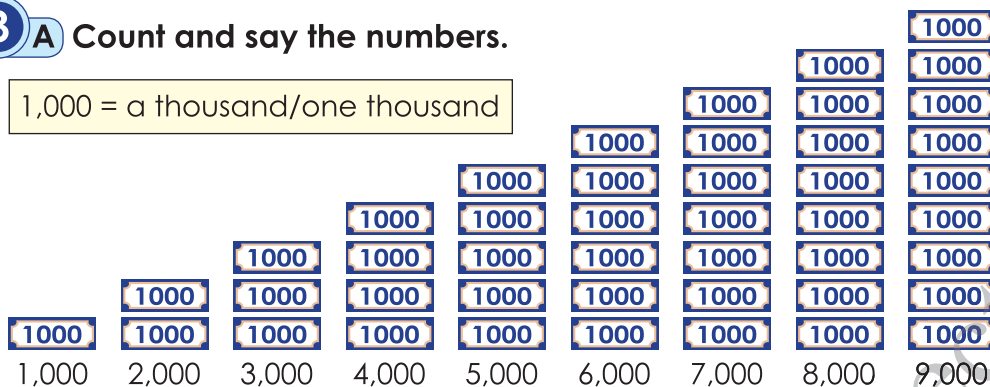
### 2 C Write the prices and ask a friend.

1. marker =	2. pen =	A: How much is your marker?
3. pencil case =	4. ruler =	B: It's 600 kyats. How much is yours?
		A: It's 800 kyats.

## Unit 5 Shopping

### 3 A Count and say the numbers.

1,000 = a thousand/one thousand



### 3 B Fill in the blanks and say the numbers.

1,000	_____	3,000	_____	_____	_____	7,000	_____	_____
-------	-------	-------	-------	-------	-------	-------	-------	-------

### 3 C Count and write.

1. 1000 1000 1000 1000 4,000
2. 1000 1000 1000 1000 1000 1000 1000 \_\_\_\_\_
3. 1000 1000 1000 1000 1000 1000 1000 1000 \_\_\_\_\_
4. 1000 1000 1000 1000 1000 \_\_\_\_\_
5. 1000 1000 1000 1000 1000 1000 1000 1000 1000 1000 \_\_\_\_\_

### 4 A Listen, fill in the blanks and practise.



Shopkeeper : Can I help you?  
 Customer : I want a \_\_\_\_\_, please  
 Do you have any?  
 Shopkeeper : Yes, we do.  
 Customer : How much is it?  
 Shopkeeper : It's \_\_\_\_\_ kyats.  
 Customer : I want \_\_\_\_\_, please.  
 Shopkeeper : OK. That is \_\_\_\_\_ kyats.  
 Customer : Here you are.  
 Shopkeeper : Thank you.

### 4 B Role-play the dialogue in 4A.

## Unit 5 Shopping

- 5 A** Read the following dialogues and fill in the blanks with appropriate expressions from the box.

Shopkeeper = S  
Customer = C



### Dialogue 2

S : \_\_\_\_\_  
C : I want a cake, please.  
Do you have any?  
S : Yes, we do.  
C : \_\_\_\_\_  
S : It's 1,000 kyats.  
C : \_\_\_\_\_  
S : Thank you.

- a. Here you are.
- b. Can I help you?
- c. How much is it?

### Dialogue 1

S : Can I help you?  
C : I want some puddings, please.  
Do you have any?  
S : \_\_\_\_\_  
C : How much is one?  
S : It's 400 kyats.  
C : \_\_\_\_\_  
S : OK. That will be \_\_\_\_\_ kyats.  
C : Here you are.  
S : Thank you.

- a. 2,000
- b. Yes, we do.
- c. I want five, please.

### Dialogue 3

S : Can I help you?  
C : \_\_\_\_\_  
S : Yes, we do.  
C : \_\_\_\_\_  
S : It's 500 kyats.  
C : I want two, please.  
S : OK. That will be \_\_\_\_\_ kyats.  
C : Here you are.  
S : Thank you.

- a. How much is one?
- b. 1,000
- c. I want some ice cream.  
Do you have any?



## Unit 5 Shopping

**5 B** Check and correct the mistakes in the bill.

ABC Food shop			
	Number	Price	Total
Ice cream	2	500	1000
Cake	2	1000	2000
pudding	6	400	2400
Total Amount			5400
Commercial Tax (5%)			270
<b>Grand Total</b>			<b>5670</b>



**6 A** Complete the dialogues.

### At a Toy Shop



S : Can I help you?  
 C : I want \_\_\_\_\_, please.  
 Do you have any?  
 S : Yes, we do.  
 C : How much \_\_\_\_\_?  
 S : It's \_\_\_\_\_.  
 C : I want \_\_\_\_\_, please.  
 S : OK. That will be \_\_\_\_\_ kyats.  
 C : Here you are.  
 S : Thank you.

### At a Clothes Shop



S : Can I \_\_\_\_\_ you?  
 C : I want a white blouse, please.  
 Do \_\_\_\_\_?  
 S : Yes, we do.  
 C : How much \_\_\_\_\_?  
 S : It's \_\_\_\_\_.  
 C : I want this one, please.  
 S : OK. That will be \_\_\_\_\_ kyats.  
 C : Here you are.  
 S : Thank you.

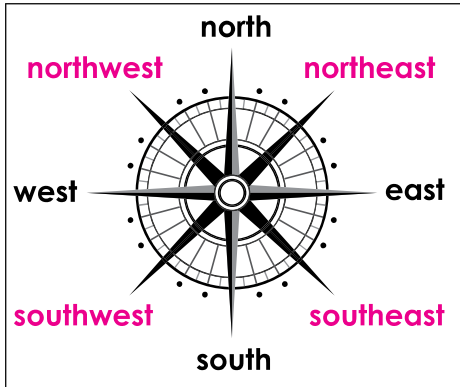
**6 B** You want to buy two pencils. Write a dialogue between you and the shopkeeper.

**6 C** Role-play your dialogue with a friend.

# Unit 6 Myanmar and its neighbouring countries

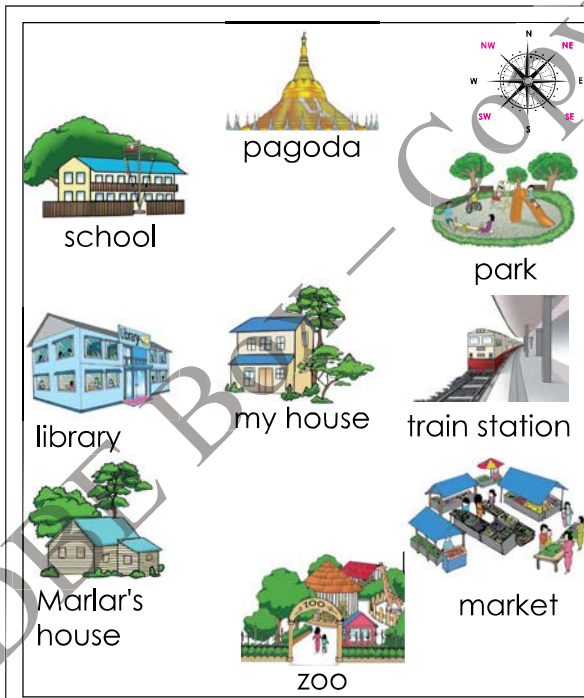
## Lesson 1 It's to the east.

- 1 A** Listen, point and repeat. **1 B** Unscramble the letters.



1. orthn \_\_\_\_\_
2. thsou \_\_\_\_\_
3. tsae \_\_\_\_\_
4. stew \_\_\_\_\_
5. onrthaest \_\_\_\_\_
6. htronsewt \_\_\_\_\_
7. oustheswt \_\_\_\_\_
8. sthoustae \_\_\_\_\_

- 2 A** Listen and complete the sentences.



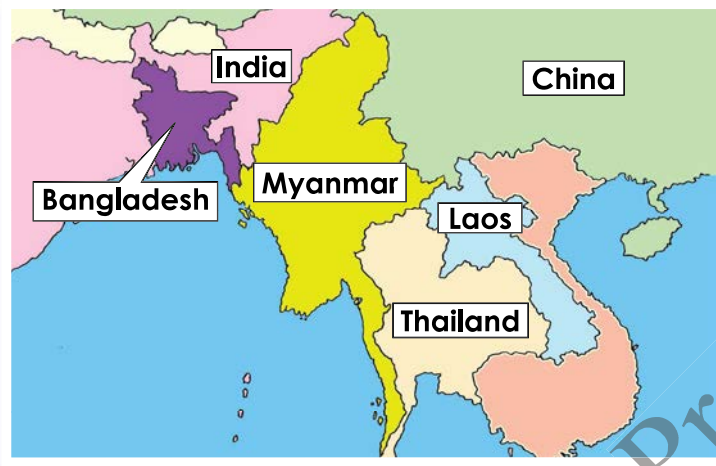
1. The pagoda is to the north of my house.
2. The library is to the \_\_\_\_\_ of my house.
3. Marlar's house is to the \_\_\_\_\_ of my house.
4. The train station is to the \_\_\_\_\_ of my house.
5. The market is to the \_\_\_\_\_ of my house.
6. The park is to the \_\_\_\_\_ of my house.
7. The zoo is \_\_\_\_\_.
8. The school is \_\_\_\_\_.

- 2 B** Ask and answer.

Student A : Where is the library?  
 Student B : It's to the west of my house.

## Unit 6 Myanmar and its neighbouring countries

### 3 A Listen, point and repeat.



### 3 B Complete the sentences.

1. Bangladesh is to the \_\_\_\_\_ of Myanmar.
2. India is to the \_\_\_\_\_ of Myanmar.
3. Thailand is to the \_\_\_\_\_ of Myanmar.
4. China is to the \_\_\_\_\_ of Myanmar.
5. Laos is to the \_\_\_\_\_ of Myanmar.

### 4 A Listen, match and complete the sentences.

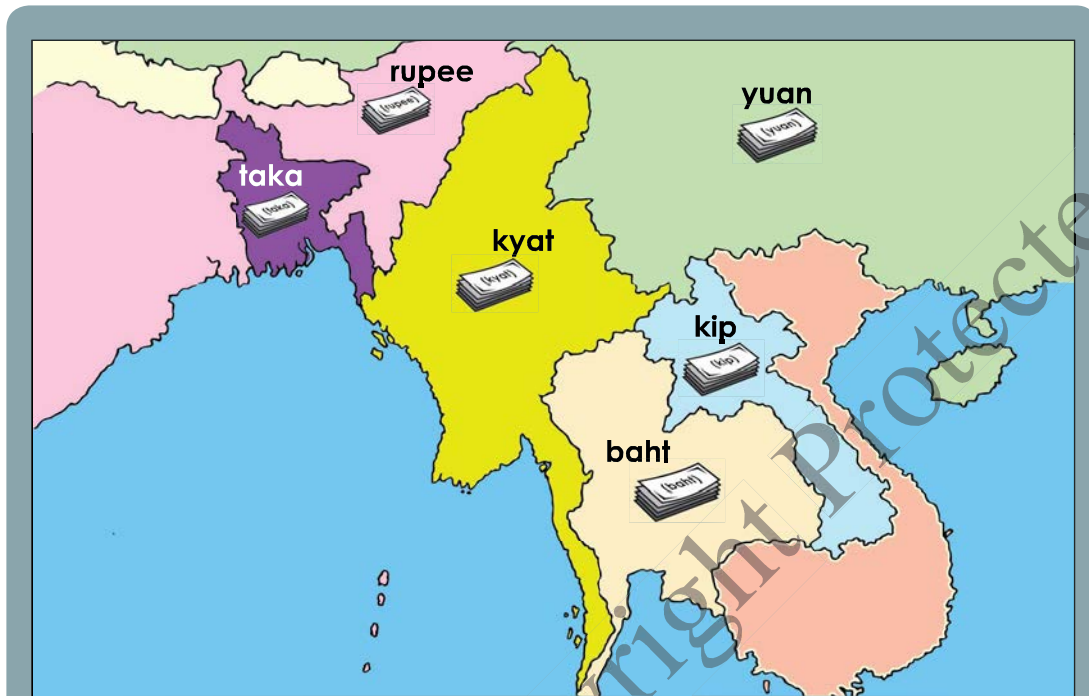
Country	Currency	
1. Myanmar	a. kip	<i>The currency of Myanmar is the kyat.</i>
2. China	b. rupee	The currency of China is the _____.
3. India	c. yuan	The currency of India is the _____.
4. Laos	d. baht	The currency of Laos _____.
5. Thailand	e. taka	The currency of _____.
6. Bangladesh	f. kyat	The _____.

### 4 B Ask and answer.

Student A : Where is India?  
 Student B : It's to the northwest of Myanmar.  
 Student A : What is the currency of India?  
 Student B : It's the rupee.

## Unit 6 Myanmar and its neighbouring countries

### 5 A Read the passage.



We have five neighbouring countries. They are China, Laos, Thailand, Bangladesh and India. China is to the northeast of us. The currency of China is the yuan. It is a very big country. There is another big country. It is India. It is to the northwest of us. The currency of India is the rupee. Bangladesh is to the west of Myanmar and it is to the east of India. The currency of Bangladesh is the taka.

Laos is to the east of us. It is between China and Thailand. The currency of Laos is the kip. Thailand is to the southeast of us. The currency of Thailand is the baht. Our currency is the kyat.

### 5 B Read the passage again and write 'True' or 'False'.

1. China is a small country.
2. India is a big country.
3. Bangladesh is to the west of Myanmar.
4. The currency of Laos is the kip.
5. The currency of Thailand is the yuan.

## Unit 6 Myanmar and its neighbouring countries

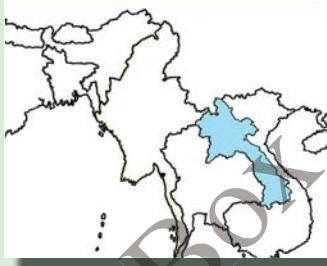
### 5 C Answer the questions.

1. Which two countries of the five are big?
2. What is the currency of India?
3. What is the currency of China?
4. What is the currency of Laos?
5. What is the country between China and Thailand?

### 6 A Choose the correct answers.

1. Myanmar has (4/5/6) neighbouring countries.
2. Laos is to the (north/south/east) of Thailand.
3. Myanmar is to the (south/southwest/east) of China.
4. The rupee is the currency of (India/China/Thailand).
5. The currency of China is the (kyat/kip/yuan).

### 6 B Read about Laos and write about a neighbouring country.

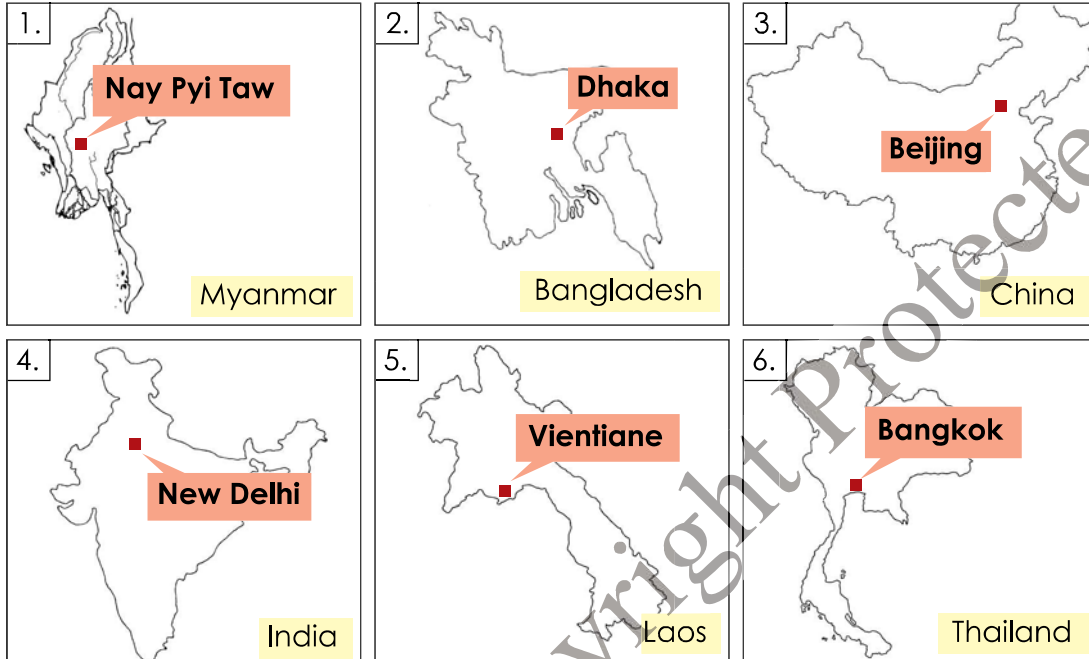


#### Laos

Laos is to the east of Myanmar. It is to the northeast of Thailand. It is to the southwest of China. Its currency is the kip.

## Lesson 2 Capitals

### 1 A Listen and repeat.



### 1 B Complete the sentences.

1. The capital of Myanmar is \_\_\_\_\_.
2. The capital of Bangladesh is \_\_\_\_\_.
3. The capital of China is \_\_\_\_\_.
4. The capital of India is \_\_\_\_\_.
5. The capital of Laos is \_\_\_\_\_.
6. The capital of Thailand is \_\_\_\_\_.

### 2 A Rewrite the sentences from 1B as in the example below.



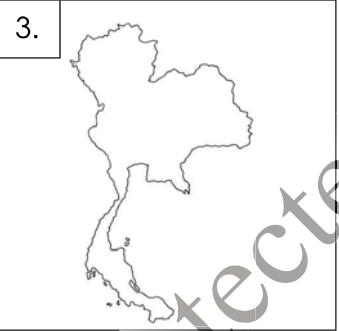
1. The capital of Myanmar is Nay Pyi Taw.  
*Nay Pyi Taw is the capital of Myanmar.*

### 2 B Ask and answer as in the example below.

- Student A : What is the capital of Myanmar?  
Student B : It's Nay Pyi Taw.

## Unit 6 Myanmar and its neighbouring countries

**3 A** Write the correct name of the country under each map.

1. 	2. 	3. 
<input type="text"/>	<input type="text"/>	<input type="text"/>

**3 B** Read the sentences. Then, write the correct names of the countries.

1. The country is to the east of Myanmar.  
Its currency is the kip.  
Its capital is Vientiane.  
This country is \_\_\_\_\_.
2. The country is to the southeast of Myanmar.  
Its currency is the baht.  
Its capital is Bangkok.  
This country is \_\_\_\_\_.

**4 A** Choose two neighbouring countries. Write sentences as in 3B.

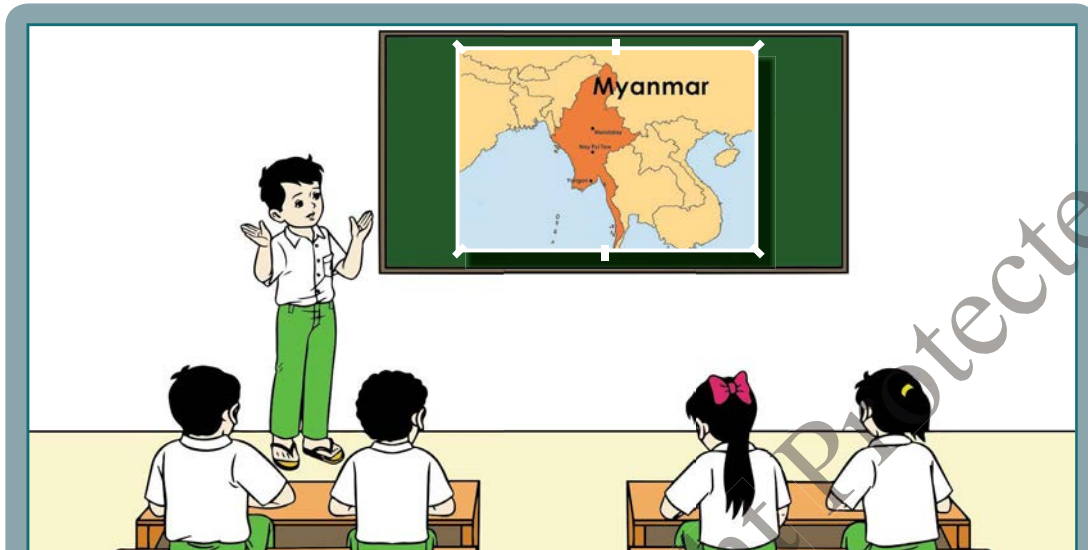
- |                                 |                                 |
|---------------------------------|---------------------------------|
| 1. The country is to the _____. | 2. The country is to the _____. |
| Its currency is the _____.      | Its currency is the _____.      |
| Its capital is _____.           | Its capital is _____.           |
| This country is _____.          | This country is _____.          |

**4 B** Answer the questions.

1. What is the currency of Myanmar?
2. What is the capital of Bangladesh?
3. What is the currency of India?
4. What is the capital of Thailand?
5. What is the currency of China?
6. What is the capital of Laos?

## Unit 6 Myanmar and its neighbouring countries

### 5 A Read about our country.



Myanmar is our country. The capital is Nay Pyi Taw. Our country has many famous pagodas. One of the famous pagodas in Yangon is the Shwedagon Pagoda. One of the famous pagodas in Mandalay is the Maha Myat Muni Pagoda. The Kyaik Htee Yoe Pagoda is also famous. It is in Mon State. Pagodas in Bagan are also famous. People like to go to the famous pagodas during holidays.

We have three seasons in Myanmar. They are the hot season, the rainy season and the cold season. Our country has a festival in every month of the Myanmar calendar. In Tagu, the 1<sup>st</sup> month, we have the water festival. It is famous. Another famous festival is the lighting festival and we have it in Thadingyut, the 7<sup>th</sup> month. We like festivals.

### 5 B Choose the correct answers.

1. The capital of Myanmar is (Nay Pyi Taw/Mandalay/Yangon).
2. Myanmar has many famous (schools/zoos/pagodas).
3. The Kyaik Htee Yoe Pagoda is in (Kayin/Mon/Rakhine) State.
4. There are (two/three/four) seasons in Myanmar.
5. Myanmar has a festival every (year/month/day).
6. The lighting festival is in the (1<sup>st</sup>/5<sup>th</sup>/7<sup>th</sup>) month in the Myanmar calendar.



## Unit 6 Myanmar and its neighbouring countries

### 5 C Answer the questions.

1. What is the capital of Myanmar?
2. What is the famous pagoda in Yangon?
3. What is the famous pagoda in Mandalay?
4. Does Myanmar have a festival every month?
5. Is Thadingyut the water festival?

### 6 A Complete the table.

Country	Location	Capital	Currency
<i>China</i>	<i>to the northeast of Myanmar</i>	<i>Beijing</i>	<i>yuan</i>
			<i>kip</i>
<i>Thailand</i>			
		<i>Dhaka</i>	
			<i>rupee</i>

### 6 B Choose a country in 6A and write about it as in the example.

*China is to the northeast of Myanmar. Its capital is Beijing. The currency of China is the yuan.*

### 6 C Present the country you choose in 6B to the class.

## Review 3









### 1A. Write the correct names of the items under each shop.

			
7,000 kyats	3,000 kyats	5,000 kyats	800 kyats
			
6,000 kyats	4,000 kyats	900 kyats	700 kyats
<b>Clothes shop</b>	<b>Stationery shop</b>	<b>Toy shop</b>	<b>Food shop</b>
1. <i>jacket</i>			

### 1B. Look at the picture in 1A. Ask and answer in pairs.

Student A : Where can I buy a jacket?  
 Student B : At a clothes shop.  
 Student A : How much is the jacket?  
 Student B : It's 7,000 kyats.

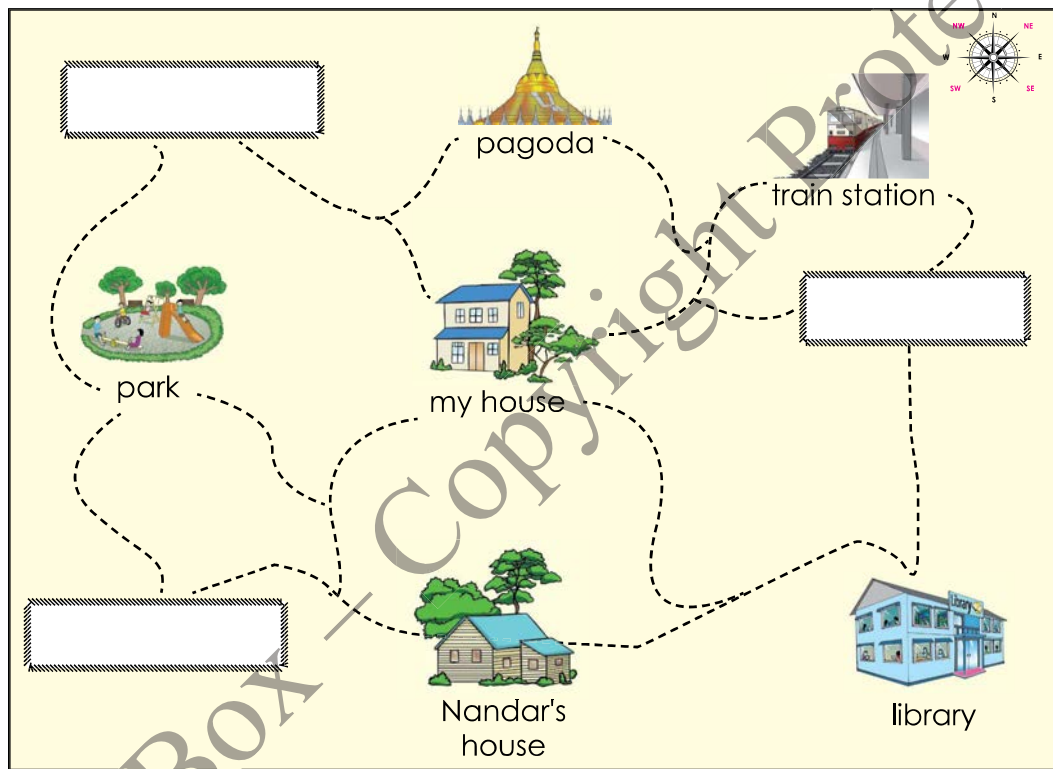
### 1C. Listen and write the names and prices.

			
1. <i>Marker</i> 700 kyats	2. _____ _____	3. _____ _____	4. _____ _____
			
5. _____ _____	6. _____ _____	7. _____ _____	8. _____ _____

### Review 3

#### 2A. Read about my hometown.

This is a map of my hometown. My house is at the centre of the town. The market is to the east of my house. The park is to the west of it. The library is to the southeast of it. Nandar's house is to the south. There is a pagoda to the north of my house. The train station is to the northeast of it. The school is to the southwest of it. My favourite place is the zoo. This is to the northwest of it.



#### 2B. Describe the following countries as in the example.

Country	Location	Capital	Currency
Laos	to the east of Myanmar	Vientiane	kip
Japan	to the east of China	Tokyo	yen
Singapore	to the south of Malaysia	Singapore	Singapore dollar
Malaysia	to the south of Thailand	Kuala Lumpur	ringgit

*Laos is to the east of Myanmar. The capital of Laos is Vientiane. The currency of Laos is the kip.*

## Project 3 Shopping game

### 1. Practise the dialogue for each shop.



Student A : Can I help you?

Student B : I want a pudding, please.

Do you have any?

Student A : Yes, we do.

Student B : How much is it?

Student A : It's 400 kyats.

Student B : Two, please.

Student A : OK. That will be 800 kyats, please.

Student B : Here you are.




Student A : Thank you.

## Project 3 Shopping game

2. Make your own dialogue as in 1 with some of the given information.

<b>Stationery shop</b>					
					
2 baht	4 baht	30 baht	10 baht	20 baht	
<b>Clothes shop</b>					
					
23 taka	19 taka	7 taka	21 taka	15 taka	
<b>Toy shop</b>					
					
5 yuan	9 yuan	12 yuan	3 yuan	6 yuan	
<b>Food shop</b>					
					
2000 kip	3000 kip	9000 kip	4000 kip	6000 kip	


3. Act out your dialogue.

I can ...			
tell a few things about Myanmar and other countries.			
ask the price and buy items in different shops with different currencies.			

# Unit 7 Clothing

## Lesson 1 He's wearing a yellow T-shirt.

**1** Match the pictures with the words. Then, listen and repeat.



- a. blouse
- b. dress
- c. flip-flops
- d. jeans
- e. pyjamas
- f. sandals
- g. shorts
- h. skirt
- i. sweater
- j. tracksuit
- k. trainers
- l. T-shirt

**2A** Practise the dialogue.

Student A : What's she wearing?  
 Student B : She's wearing an orange blouse,  
 a brown skirt and black flip-flops.

Student A : What's he wearing?  
 Student B : He's wearing a yellow T-shirt,  
 blue jeans and white trainers.

**2B** Look at the pictures, ask and answer the questions.

Myo Oo

Mya Mu





Win Mar

Si Thu

Student A : What's Myo Oo wearing?  
 Student B : He's wearing ...

## Unit 7 Clothing

**3 A** Listen and match the names with the pictures.

<p>1.</p> 	<p>2.</p> 	<p>3.</p> 	<p>4.</p> 	<p><input type="radio"/> Nay Lin</p> <p><input type="radio"/> Win Win</p> <p><input type="radio"/> Ko Ko</p> <p><input type="radio"/> Nwe Ni</p>
---	---	---	--	--


**3 B** Look at the pictures again. Complete the sentences.

1. It is cold today. So Ko Ko is wearing a \_\_\_\_\_ and \_\_\_\_\_.
2. It is cold today. So Nwe Ni is wearing a \_\_\_\_\_ and \_\_\_\_\_.
3. It is rainy today. So Nay Lin is wearing \_\_\_\_\_.
4. It is hot today. So Win Win is wearing \_\_\_\_\_.

**4 A** Listen and complete the sentences.

1. It is \_\_\_\_\_ today. So I'm wearing a \_\_\_\_\_.
2. It is \_\_\_\_\_ today. So I'm wearing a \_\_\_\_\_.
3. It is \_\_\_\_\_ today. So I'm wearing a \_\_\_\_\_.

**4 B** Look at the picture of U Myo's family. In pairs, ask and answer what they are wearing.



Student A : What is U Myo wearing?

Student B : He's wearing ...

## Unit 7 Clothing





**5 A** Read and write the names of the children under the correct pictures.

It is cool and sunny today. Nandar, Kyi Kyi, Aung Htet and Ko Min are going to the zoo.

Nandar is wearing a pink blouse, a white skirt and sandals. Kyi Kyi is wearing a blue blouse, a black skirt and flip-flops.

Aung Htet is wearing a white T-shirt, brown trousers and flip-flops. Ko Min is wearing a white T-shirt, blue jeans and white trainers.

They all are wearing white caps.

1.	2.	3.	4.
			





**5 B** Read the text again and complete the table.

	Aung Htet	Kyi Kyi	Nandar	Ko Min
What they are wearing				





## Unit 7 Clothing

- 6 A** Look at the pictures and write what they are wearing as in the example.

1. 	2. 	3. 	4. 
--	--	---	--

1. *The man is wearing a yellow shirt, brown trousers, and flip-flops.*  
2. The woman is wearing \_\_\_\_\_.  
3. The boy is wearing \_\_\_\_\_.  
4. The girl is wearing \_\_\_\_\_.

- 6 B** Draw a picture and write what he/she is wearing.








	<p><i>This is Su Su. She is going to her friend's birthday party. She is wearing a blue dress, a yellow hat and pink shoes.</i></p>
	<p><i>This is</i> _____ _____ _____ _____</p>

- 6 C** In pairs, tell your friend about your picture.

## Unit 7 Clothing

### Lesson 2 What do you like to wear?

**1 A** Listen, repeat and write the numbers above the correct pictures.

1. a scarf	a. ____	b. ____	c. ____	d. ____
2. a sweater				
3. a raincoat				
4. a hat				
5. a cap	e. ____	f. ____	g. ____	
6. socks				
7. gloves				

**1 B** Listen and complete the dialogue.

Student A : I like to wear \_\_\_\_\_.

What about you?

Student B : I like to wear \_\_\_\_\_ and \_\_\_\_\_.

**2 A** Listen and complete the sentences.

1. Su Su likes to wear \_\_\_\_\_ in the hot season.
2. Zaw Zaw likes to wear \_\_\_\_\_ in the cold season.
3. Nay Ye likes to wear \_\_\_\_\_ in the rainy season.

**2 B** Practise asking and answering the questions.




Student A : What do you like to wear ————

- in the hot season?
- in the rainy season?
- in the cold season?

Student B : I like to wear ...

## Unit 7 Clothing

**3 A** Listen and repeat. Match the pictures and the correct piece of clothing.

1. 	2. 	3. 	a. checked T-shirt b. floral T-shirt c. striped T-shirt
--	--	--	---

**3 B** Listen and complete the sentences.

1. I like to wear _____. 2. He likes to wear _____. 3. She likes to wear _____. 4. They like to wear _____.
--

**3 C** Practise the dialogue with a friend.

Student A : What do you like to wear? Student B : I like to wear blue jeans and striped T-shirts. What about you? Student A : I like to wear white T-shirts and floral skirts. Student B : I like to wear white T-shirts, too!
---

**4 A** Write two pieces of clothing you like to wear in each season.

     	
   	
 	
	the hot season <i>T-shirts, ...</i> the rainy season <i>raincoat, ...</i> the cold season <i>sweater, ...</i>

**4 B** Ask and answer.

Student A : What do you like to wear in the <u>hot</u> season? Student B : I like to wear a <u>T-shirt</u> because it is <u>hot</u> .
--

## Unit 7 Clothing

**5 A** Read the story about what Nay Myo and Yu Yu like to do and like to wear in different seasons.

Nay Myo and Yu Yu are friends. They go to the same school. They wear the same school uniform. Nay Myo likes playing football. Yu Yu likes swimming.

In the hot season, they sometimes go to the beach. They like to wear T-shirts, striped shorts and sandals. In the rainy season, Nay Myo plays football in the school playground. He likes to wear a yellow striped T-shirt and blue shorts. Yu Yu usually stays at home and watches TV. She likes to wear a blouse and a skirt at home. In the cold season, Nay Myo and Yu



Yu go to the sports centre and play badminton. Nay Myo likes to wear a blue tracksuit. Yu Yu likes to wear a red one.

They are good friends. They play together and study together.

**5 B** Read and complete the table.

Name	Season	What he/she does	What he/she wears
Nay Myo	the hot season		
	the rainy season		
	the cold season		
Yu Yu			

## Unit 7 Clothing

**6 A** Write what you like to wear at the places below.

1. at home

2. at the beach

3. at the playground

*I like to wear a T-shirt and striped shorts at home.*

1. \_\_\_\_\_.

2. \_\_\_\_\_.

3. \_\_\_\_\_.

**6 B** Interview two friends and complete the table.

What do you like to wear ...?

Places	Friend's name _____	Friend's name _____
1. at home		
2. at the beach		
3. at the playground		

**6 C** Complete the sentences below.

Name \_\_\_\_\_

1. At home, \_\_\_\_\_ likes to wear \_\_\_\_\_ and \_\_\_\_\_.

2. At the beach, \_\_\_\_\_.

3. At the playground, \_\_\_\_\_.

Name \_\_\_\_\_

1. At home, \_\_\_\_\_.









2. At the beach, \_\_\_\_\_.

3. At the playground, \_\_\_\_\_.

## Unit 8 Food and health

### Lesson 1 For breakfast, for lunch, for dinner

**1 A** Match the pictures with the names of food. Then, listen and repeat.

1. 	2. 	3. 	4. 
5. 	6. 	7. 	8. 

a. chicken soup  
b. fish curry  
c. fish sauce and vegetables  
d. fried egg  
e. *mont-hin-gah*  
f. noodles in coconut gravy  
g. salad  
h. steamed sticky rice

**1 B** Ask and answer.

Student A : What do you usually have for breakfast/lunch?  
 Student B : I usually have fried rice for breakfast. What about you?  
 Student A : I usually have *mont-hin-gah* for breakfast.  
 Student B : Oh, yes. I like *mont-hin-gah*, too.

**2 A** Write the names of the food.



**2 B** Do a role play.

Student A : What do you usually have for lunch/dinner?  
 Student B : Rice and fried fish.  
 Student A : Do you also like fish curry?  
 Student B : No, I don't. I like fried fish only.

## Unit 8 Food and health

### 3 A Listen and complete the sentences.

<p>1. fish and chips</p> 	<p>2. sushi</p> 	<p>3. bacon and eggs</p> 
<p>4. puri</p> 	<p>5. noodle soup</p> 	<p>6. pizza</p> 
<p>a. My name is Luigi. I am from Italy. My favourite food is _____.</p>	<p>b. My name is James. I am from America. My favourite food is _____.</p>	<p>c. My name is Hana. I am from Japan. My favourite food is _____.</p>
<p>d. My name is Emily. I am from England. My favourite food is _____.</p>	<p>e. My name is Ram. I am from India. My favourite food is _____.</p>	<p>f. My name is Ling. I am from China. My favourite food is _____.</p>

### 3 B Practise the dialogue.

Student A : What's your favourite food?  
 Student B : Pizza. What's yours?  
 Student A : Puri.

### 4 A Practise the dialogue with the given food items.

Shopkeeper : Can I help you?

Customer : I'd like a chocolate cake, please.

Shopkeeper : OK, here you are.

Customer : How much is it?

Shopkeeper : It's 1,500 kyats.

Customer : Thank you.

Shopkeeper : You're welcome.



### 4 B Practise the above dialogue in pairs with any food item.

## Unit 8 Food and health

### 5 A Read the paragraph.



I am Nilar. My family and I usually go to the shopping centre on Sundays. The shopping centre has a big playground. My brother and I like to play there. Then, we like to go to the food court. There are many restaurants in the food court. We can have food from different countries. We can have Shan noodles. It is my favourite food. We can have pizza. My brother likes pizza a lot. My father likes Indian food very much. Puri is his favourite. My mother likes sushi. After having our favourite foods, we have chocolate cake and ice cream every time we go to the shopping centre.

### 5 B Answer the questions.

1. Where do Nilar and her brother like to play?
2. What is Nilar's favourite food?
3. Who likes pizza?
4. Who likes sushi?
5. What does Nilar's family like to have?

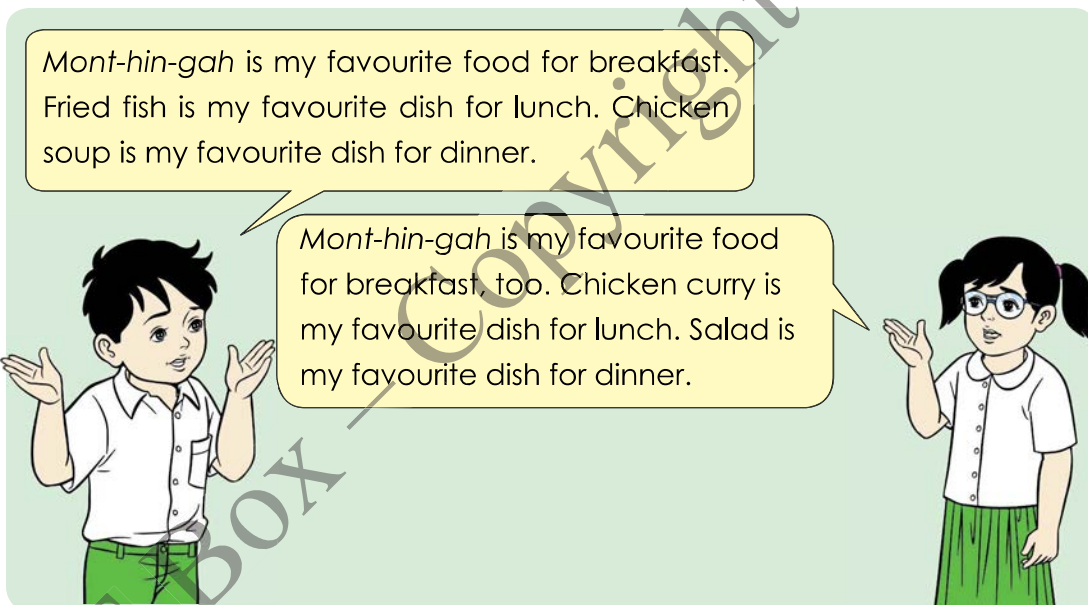


Unit 8 Food and health

**6 A** Write your favourite foods for each meal of the day.

Breakfast	Lunch	Dinner
_____	_____	_____
_____	_____	_____
_____	_____	_____
_____	_____	_____

**6 B** Tell your friend about your favourite food.



**6 C** Write about your favourite food.

Steamed sticky rice is my favourite food for breakfast.

\_\_\_\_\_

\_\_\_\_\_.

## Lesson 2 What is healthy food?

### 1 A Listen and repeat.

<p><b>Food for growth</b></p> <ol style="list-style-type: none"> <li>meat and fish</li> <li>prawns</li> <li>eggs</li> <li>beans</li> </ol>	
<p><b>Food for energy</b></p> <ol style="list-style-type: none"> <li>rice</li> <li>bread</li> <li>noodles</li> <li>potato</li> </ol>	
<p><b>Food for health</b></p> <ol style="list-style-type: none"> <li>vegetables</li> <li>fruits</li> </ol>	

### 1 B Complete the table with the words in the box.

potato	beef	carrot	tomato	bread
banana	noodle	fish	chicken	grapes
Food for growth				
Food for energy				
Food for health				











### 2 A Practise the dialogue.

Student A : What's your favourite food?  
 Student B : Noodles. Yours?  
 Student A : Bread.

### 2 B Write a dialogue as in 2A and practise it in pairs.

## Unit 8 Food and health

### 3 A Listen and repeat. Match the words with the pictures.

1. 	2. 	3. 	4. 
5. 	6. 	7. 	8. 
	9. 	10. 	

a. banana	b. cauliflower	c. cereal	d. chocolate	e. corn
f. mango	g. peanuts	h. pudding	i. pumpkin	j. watermelon

### 3 B Write 'True' or 'False'.

1. Bananas are good for health.	_____
2. Carrots are good for energy.	_____
3. Chocolate is good for health.	_____
4. Noodles are good for energy.	_____
5. Eggs are good for growth.	_____
6. Biscuits are good for health.	_____

### 4 A Listen and practise the dialogue.

Student A : What food do you like?
Student B : Eggs.
Student A : Why?
Student B : They are good for growth. What about you?
Student A : Noodles. They are good for energy.

### 4 B Practise the dialogue. Use other food and fruits.

## Unit 8 Food and health

### 5 A Read about the school canteen.



Our school has a canteen and a fruit stall. We usually buy snacks there. We sometimes eat lunch there, too. We can get rice and noodles. They are good for energy. We can have fried chicken. This is good for growth. We can also buy sandwiches and orange juice. We can also have *mont-hin-gah*. Our teachers like it. We can buy different fruits at the fruit stall. My favourite fruit is watermelon. It is good for health.

### 5 B Answer the questions.

1. Is there a fruit stall in the canteen?
2. Can the students eat lunch at the canteen?
3. What food do the teachers like?
4. What food for energy can we buy at the canteen?
5. What food for growth can we buy at the canteen?

## Unit 8 Food and health

**6 A** Answer the questions that are true to you.

1. What food does your school canteen sell?
2. What do you usually have for lunch?
3. What food do you eat for growth?
4. What food do you eat for health?
5. What food do you eat for energy?

**6 B** Write a short paragraph about your school canteen.

My school canteen

My school has \_\_\_\_\_

\_\_\_\_\_

\_\_\_\_\_

\_\_\_\_\_

\_\_\_\_\_.

**6 C** Read your paragraph to the class.

## Review 4

### 1A. Read the descriptions of Zaw Zaw and Su Su, and find them in the picture.

1. Zaw Zaw is wearing a yellow T-shirt, blue shorts and brown flip-flops. He is wearing a white cap.
2. Su Su is wearing a pink dress. She is wearing a white hat and pink shoes.



### 1B. Practise the dialogue.

Student A : What's the weather like today?

Student B : It's rainy.

Student A : What will you wear?

Student B : I'll wear a T-shirt, shorts and boots.

### 1C. In pairs, make your own dialogue and practise it.

## Review 4

### 2A. Listen and complete the sentences.

1. Nandar usually has \_\_\_\_\_ for breakfast.
2. Emily usually has \_\_\_\_\_ for breakfast.
3. Ko Win usually has \_\_\_\_\_ for lunch.
4. James usually has \_\_\_\_\_ for lunch.
5. Mya Mya usually has \_\_\_\_\_ for dinner.
6. Hana usually has \_\_\_\_\_ for dinner.
7. Ling's favourite food is \_\_\_\_\_.
8. Ram's favourite food is \_\_\_\_\_.

### 2B. Interview your friends and write their answers.

- You : What food do you have for health?  
Zaw Zaw : I have apples and watermelons for health.  
You : What food do you have for energy?  
Zaw Zaw : I have rice and noodles for energy.  
You : What food do you have for growth?  
Zaw Zaw : I have fish and meat for growth.

Name	Food for health	Food for energy	Food for growth
1. Zaw Zaw	apples, watermelons	rice, noodles	fish, meat
2.			
3.			
4.			

### 2C. Choose a friend and write about the food he/she has in four sentences.

*This is Zaw Zaw. He has apples and watermelons for health. He has rice and noodles for energy. He has fish and meat for growth.*

### 2D. Present the food your friend has to the class.

## Project 4 Let's help others!

### 1. Read messages 1 to 4 and complete messages 5 and 6.

#### Message 1

Nandar,  
My village is having a bad flood. We cannot go back to our houses. Now, many people do not have food to eat. It's cold here and we need food and clothes.  
Your friend,  
Sein Sein

#### Message 2

Sein Sein,  
I will bring food and clothes for your family and your friends. Before I come, I will also ask my friends to help.  
Nandar

#### Message 3

Hello Friends,  
My friend Sein Sein needs help. Her village is having a bad flood. They need food and clothes. Will you help?  
Nandar

#### Message 4

Hello Nandar,  
I want to help people in your friend's village. I will give biscuits, bread and apples. I will also give shirts, longyis and sweaters.  
Bo Bo

#### Message 5

Hello Nandar,  
I want to help. I will give \_\_\_\_\_.  
I will also give \_\_\_\_\_.  
Su Su

#### Message 6

Hello Nandar,  
I want to help. I will give \_\_\_\_\_.  
I will also give \_\_\_\_\_.  
Min Min



Project 4 Let's help others!

2A. In groups, make a list of food and clothes you and your friends will give to Sein Sein's village.

Food	Clothes
● _____	● _____
● _____	● _____
● _____	● _____
● _____	● _____
● _____	● _____

2B. Write a message to Sein Sein about the food and clothes you and your friends will give to her.

Dear Sein Sein,

We want to help people in your village. We will give \_\_\_\_\_




\_\_\_\_\_.

We will give \_\_\_\_\_.

This can help many people.

\_\_\_\_\_

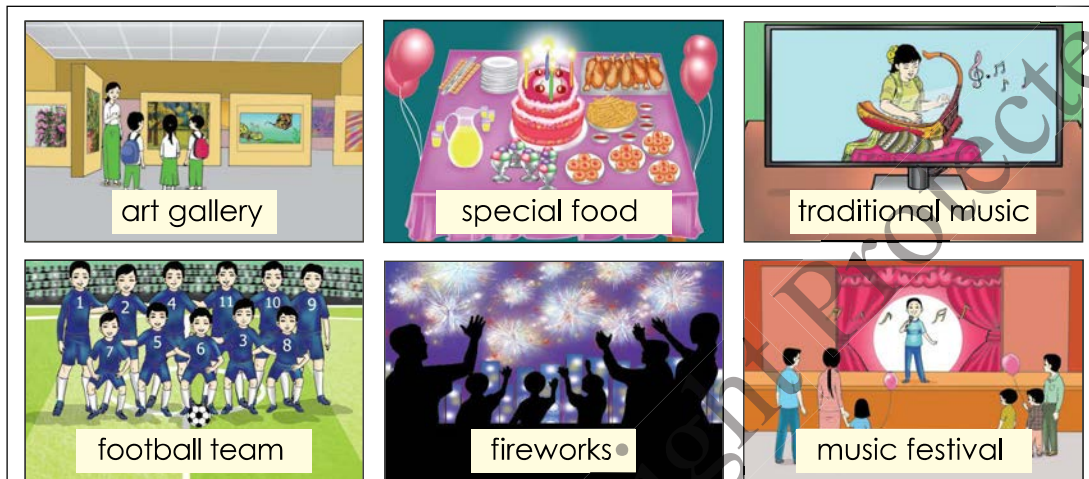
3. Present your group's message to the class.

I can ...			
discuss with my friends what we eat and wear.			
write and present my group's message to the class.			

# Unit 9 A holiday

## Lesson 1 I played badminton yesterday.

**1 A** Look at the pictures, listen and repeat.



1. We visited the art gallery in our town last Sunday.
2. My mother prepared special food for my 9<sup>th</sup> birthday party.
3. My father listened to traditional music last night.
4. My brother played in the school football team.
5. My friends and I watched the fireworks during the Thadingyut festival.
6. My family and I enjoyed the music festival last weekend.

**1 B** Fill in the blanks with the past tense of the verbs.

- |                         |                 |                  |
|-------------------------|-----------------|------------------|
| 1. visit <u>visited</u> | 3. listen _____ | 5. prepare _____ |
| 2. play _____           | 4. watch _____  | 6. enjoy _____   |

**2** Listen to Toe Toe and Soe Soe talking about their weekend. What did they do? Tick (✓) or cross (×).

Last weekend, I ...		played badminton	visited Chaung Tha	watched TV	listened to music	studied English
Toe Toe						
Soe Soe						

Unit 9 A holiday

**3 A** Match the sentences with the pictures. Then, listen and check.

1. 2. 3. 4. 5.

a. I listened to music last night.  
 b. I dusted my bedroom yesterday.  
 c. I played badminton with my friend last Saturday.  
 d. I coloured the pictures this morning.  
 e. I helped my mother in the kitchen last night.

**3 B** Look at the pictures and write what they did yesterday. Begin your sentences with 'He', 'She' or 'They'.

dust  
listen  
phone  
play  
watch  
colour

1. 2. 3. 4. 5. 6.

1. *She phoned her friend yesterday.*

**4** Practise the dialogue in pairs. Then, talk about two things you did yesterday.

What did you do yesterday?  
 I played badminton with my friend.  
 What about you?  
 I listened to music.

## Unit 9 A holiday

### 5 A Read the following letter and answer the questions.

Hi Kyaw Kyaw,

Last weekend, I visited Pyin Oo Lwin with my family. The weather was great there. We stayed at our aunt's house. On Saturday, I played badminton with my cousins. On Sunday, we walked to the Botanical Garden. We enjoyed the trip very much. Tell me about your weekend.

Aung Aung



1. What did Aung Aung do last weekend?
2. How was the weather in Pyin Oo Lwin?
3. Where did they stay in Pyin Oo Lwin?
4. What did he do on Saturday?
5. What did they do on Sunday?

### 5 B Complete the reply letter from Kyaw Kyaw with the past tense of the verbs.

Hi Aung Aung,

It's great to hear from you. I \_\_\_\_\_ (visit)

Chaung Tha Beach with my uncle's

family last weekend. We \_\_\_\_\_ (stay)

at a hotel. On Saturday, I \_\_\_\_\_ (play)

football with my cousins on the beach. On Sunday, we

\_\_\_\_\_ (sail) to White Sand Island on a big boat. We also \_\_\_\_\_ (climb)

the rocky hills near the beach. It was great. We were very happy.


See you!


Kyaw Kyaw





Unit 9 A holiday


6 A Complete the sentences with the past tense of the verbs.


Monday  I phoned my grandmother.


Tuesday  I \_\_\_\_\_ (walk) to school with Yar Zar.


Wednesday  I \_\_\_\_\_ (dust) my bedroom.

Thursday  I \_\_\_\_\_ (study) English at night.

Friday  I \_\_\_\_\_ (play) badminton with Thant Zin.

Saturday  I \_\_\_\_\_ (watch) TV at night.

Sunday  I \_\_\_\_\_ (visit) the zoo.




6 B Write a letter to your friend. Tell him/her what you did last week.

Dear \_\_\_\_\_,

Last Monday, I phoned my grandmother. On Tuesday,

I \_\_\_\_\_ . On \_\_\_\_\_


\_\_\_\_\_ .



6 C Read your letter to the class.

## Lesson 2 Where did you go last week?

**1 A** Listen and repeat the words in the pictures.



**1 B** Match the words to make compound words. Then, listen and check.

A	B	
shopping	message	1. <i>shopping centre</i>
dining	park	2. _____
text	centre	3. _____
car	room	4. _____
living	table	5. _____

**2 A** Rearrange the letters to make compound words.

1. agnero icuej _____	2. ttxe semegas _____	3. indgin betal _____
4. ngophsip crente _____	5. tast doof _____	6. cniepl seca _____

**2 B** Fill in the blanks with the compound words in 2A.

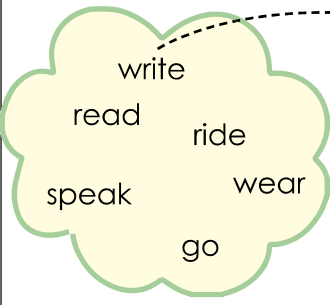
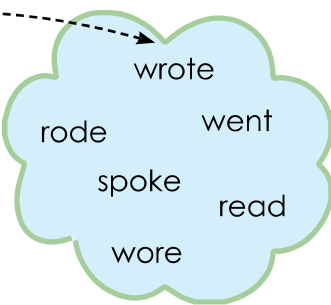
1. I drank _____ this morning.
2. We went to the _____ last Sunday.
3. My mother bought a _____ last week.
4. I sent a _____ to my friend yesterday.
5. He ate a lot of _____ last night.
6. She gave me a _____ yesterday.

**2 C** Give the present form of the verbs in 2B.

1. <i>drink</i>	3. _____	5. _____
2. _____	4. _____	6. _____

## Unit 9 A holiday

- 3 A** Match the verbs with their past tense and complete the blanks.  
Then, listen and check.

		<table style="width: 100%; border-collapse: collapse;"> <thead> <tr> <th style="text-align: left; padding: 5px;">Present tense</th> <th style="text-align: left; padding: 5px;">Past tense</th> </tr> </thead> <tbody> <tr> <td style="padding: 5px;">1. write</td> <td style="padding: 5px;">wrote</td> </tr> <tr> <td style="padding: 5px;">2. read</td> <td style="padding: 5px;">_____</td> </tr> <tr> <td style="padding: 5px;">3. ride</td> <td style="padding: 5px;">_____</td> </tr> <tr> <td style="padding: 5px;">4. speak</td> <td style="padding: 5px;">_____</td> </tr> <tr> <td style="padding: 5px;">5. wear</td> <td style="padding: 5px;">_____</td> </tr> <tr> <td style="padding: 5px;">6. go</td> <td style="padding: 5px;">_____</td> </tr> </tbody> </table>	Present tense	Past tense	1. write	wrote	2. read	_____	3. ride	_____	4. speak	_____	5. wear	_____	6. go	_____
Present tense	Past tense															
1. write	wrote															
2. read	_____															
3. ride	_____															
4. speak	_____															
5. wear	_____															
6. go	_____															

- 3 B** Complete the sentences with the verbs from 3A.

1. I went to the shopping centre last week.
2. Mar Mar \_\_\_\_\_ a beautiful dress at her birthday party.
3. Zin Zin \_\_\_\_\_ a letter last night.
4. Swan Htet \_\_\_\_\_ his new bicycle to school yesterday.
5. Kaythi \_\_\_\_\_ a story last night.
6. Nu Nu \_\_\_\_\_ to her friend on the phone this morning.

- 4 A** Listen to the following dialogues.

1. Student A : What did you do last night?  
Student B : I wrote a letter. What about you?  
Student A : I went to the shopping centre.  
Student B : What did you buy?  
Student A : I bought a pencil case.
2. Student A : Where did you go last week?  
Student B : I went to the cinema with my family. What about you?  
Student A : I went to the zoo with my uncle.  
Student B : Great!

- 4 B** Practise the dialogue in pairs.

**5 A** Read Sandar's last Thadingyut holidays.



My last Thadingyut holidays

I went to Ngapali beach with my parents during the Thadingyut holidays. In Ngapali, I got up early in the morning and walked on the beach. Then, I drank coconut water. The food was great and I like fried fish. I rode a bicycle on the beach with my father. The sky was beautiful in the evening. We enjoyed our trip to Ngapali.

**5 B** Read the sentences and write 'True' or 'False'.

1. Sandar went to Ngapali beach. \_\_\_\_\_
2. She walked on the beach in the afternoon. \_\_\_\_\_
3. She rode a bicycle on the beach. \_\_\_\_\_
4. The sky was beautiful in the morning. \_\_\_\_\_
5. They were not happy during the trip. \_\_\_\_\_



Unit 9 A holiday

**6 A** Write about what Swan Htet's family did yesterday.

			
ate an ice cream	wrote a letter	went to the market	bought a book
			
sent a letter	drank milk	rode a bicycle to work	gave me a ball

*There are four people in my family. They are my father, mother, elder sister and me. Yesterday ...*

*I ate an ice cream last night.*

*My sister wrote a letter yesterday.*

**6 B** Work in pairs. Talk about your last Thadingyut holidays.

Zeya : Where did you go last Thadingyut holidays?

Ni Ni : I went to Chaung Tha beach.

Zeya : What did you do there?

Ni Ni : I rode a bicycle on the beach.

Zeya : Did you have a good time?

Ni Ni : Yes! It was great!

**6 C** Write about your friend's last Thadingyut holidays.

\_\_\_\_\_ last Thadingyut holidays

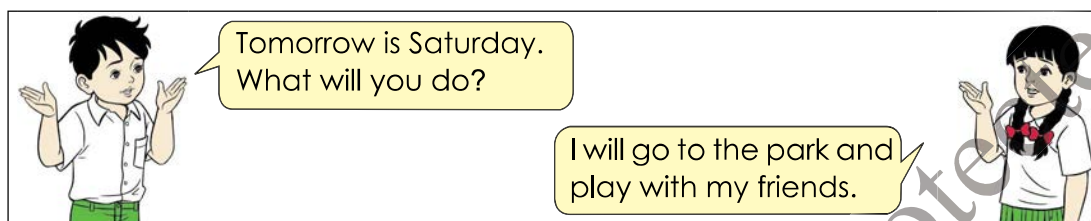
During the Thadingyut holidays, \_\_\_\_\_

\_\_\_\_\_.

# Unit 10 Things to do

## Lesson 1 I will go to the park.

**1 A** Listen to the dialogue. What will the girl do tomorrow?



**1 B** Listen and write the names, Phyu Phyu, Khin Khin, Tun Tun under the correct picture.



**1 C** Listen again and link the parts under A and B correctly.

A	B
1. Phyu Phyu will go to the library	a. and buy a T-shirt.
2. Khin Khin will go to the shopping centre	b. and swim.
3. Tun Tun will go to the pool	c. and read a book.

**2 A** Interview two friends and complete the table.

You : Tomorrow is \_\_\_\_\_. What will you do?  
 Your friend : I will go to \_\_\_\_\_ and \_\_\_\_\_.

Name	Where to go	What to do

**2 B** Tell the class what your friends will do tomorrow.

*Su Su will go to the sports centre tomorrow and play badminton.*

## Unit 10 Things to do

### 3 A Read and listen to the dialogue.

Aung Aung : Hi, Thinn Thinn. What will you do this weekend?

Thinn Thinn : On Saturday, I will go to a bookshop.

I will buy a drawing book.

Aung Aung : What will you do on Sunday?

Thinn Thinn : I will go to my grandmother's house. She will cook *mont-hin-gah*. We will have *mont-hin-gah* together.

### 3 B Answer the questions.

1. Where will Thinn Thinn go on Saturday?
2. What will Thinn Thinn buy on Saturday?
3. Where will Thinn Thinn go on Sunday?
4. What will Thinn Thinn have on Sunday?

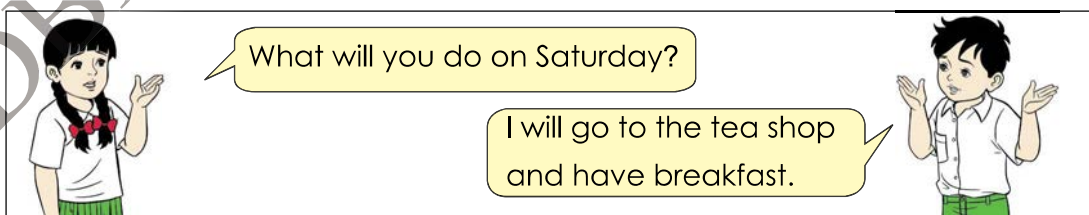
### 3 C In pairs, practise the dialogue in 3A.

### 4 A Look at Khin Khin's plan and write what she will do this weekend.

- *Saturday : the tea shop - have breakfast*
- *Sunday : the playground - play with friends*

On Saturday, Khin Khin will go to \_\_\_\_\_ and \_\_\_\_\_. On Sunday, she will go to \_\_\_\_\_ and \_\_\_\_\_.

### 4 B Practise the dialogue.



### 4 C Make a plan for Saturday and Sunday as in 4A. In pairs, practise the dialogue.

## Unit 10 Things to do

### 5 A Read Nilar's plan for the next week.

My name is Nilar. I am a Grade 4 student. This is my plan for the next week. I will go to school from Monday to Friday. On Friday afternoon, I will play basketball with my friends. On Saturday, I will visit my grandfather. We will play chess. Then, we will go to a restaurant and have lunch there. On Sunday morning, I will go to the park. I will go for a walk there. In the afternoon, I will go shopping. In the evening, I will stay at home and watch TV.



### 5 B Fill in the blanks with words from Nilar's plan.

- |                     |                         |                   |
|---------------------|-------------------------|-------------------|
| 1. _____ chess      | 3. _____ at home        | 5. _____ lunch    |
| 2. _____ for a walk | 4. _____ my grandfather | 6. _____ shopping |

### 5 C Read Nilar's plan again and circle 'True' or 'False'.

- |   |             |
|---|-------------|
| 1. Nilar is a teacher.  | True/ False |
| 2. She will go to school at the weekend.                          | True/ False |
| 3. She will play basketball with her friends on Friday afternoon. | True/ False |
| 4. She will play football with her grandfather.                   | True/ False |
| 5. She will go shopping on Sunday evening.                        | True/ False |

### 5 D Write the correct sentences for the wrong sentences in 5C.

1. *Nilar is a Grade 4 student.*


## Unit 10 Things to do

- 6 A** Read Thitsar's weekend plan. Write the missing words in the text below.

- Saturday afternoon : the cinema - watch a movie
- Saturday evening : home - do my homework
- Sunday morning : the pool - go swimming
- Sunday afternoon : uncle's house - have dinner

My name is Thitsar. I am a student. This is my weekend plan. I will go to \_\_\_\_\_ on Saturday afternoon. I will watch a movie there. I will stay at home on Saturday evening. I will \_\_\_\_\_. On Sunday morning, I will \_\_\_\_\_ and \_\_\_\_\_. After that, I will visit my uncle in the afternoon. We will \_\_\_\_\_ there.

- 6 B** Write a paragraph about your weekend plan.



## Lesson 2 What will you do tomorrow?

**1 A** Read and listen to the dialogue on the phone between two friends.

Kyi Kyi : Hello!  
 Thu Kha : Hello, may I speak to Kyi Kyi?  
 Kyi Kyi : This is Kyi Kyi. Who is calling, please?  
 Thu Kha : Hey, Kyi Kyi. This is Thu Kha. Tomorrow is my birthday.  
                   I will have a party at home. I would like you to come.  
 Kyi Kyi : That sounds great. I would love to. When will the party start?  
 Thu Kha : At 6 p.m.  
 Kyi Kyi : OK, I will be there. See you.  
 Thu Kha : See you.

**1 B** Answer the questions.

1. When is Thu Kha's birthday?
2. Who does he invite?
3. Where will he have his birthday party?
4. What time will his birthday party start?
5. Will Kyi Kyi go?

**2 A** Listen to the following dialogue. Practise the dialogue, using the places given below.

museum    library    zoo    swimming pool    playground

Student A : I will go to the museum with my aunt tomorrow.  
 Student B : The museum! That sounds great.  
 Student A : Would you like to join us?  
 Student B : Sure, I would love to.

**2 B** Listen and put the sentences below in the correct order. Practise the dialogue in pairs.

- The new shopping centre! That sounds great.
- Sure, I would love to.
- I will go to the new shopping centre tomorrow.
- Would you like to join me?

## Unit 10 Things to do

### 3 A Listen to the dialogues and choose the responses that B gives.

#### Dialogue 1

Student A : I will go to the zoo on Sunday. Would you like to join me?

Student B : I'm sorry, I can't. I will go shopping with my mother.

(or)

Sure, I would love to.

#### Dialogue 2

Student A : I will go to the park on Friday evening.

Would you like to join me?

Student B : I'm sorry, I can't. I will go to the library with my sister.

(or)

Sure, I would love to.

### 3 B Practise the two dialogues with your friends.

### 4 A In pairs, invite your friend to go somewhere. First accept and then decline.

Student A : I will \_\_\_\_\_. Would you like to \_\_\_\_\_ me?

Student B : \_\_\_\_\_.

### 4 B Complete the responses for the following invitations.

1. Student A : Would you like to go to the library with me?

Student B : Sure, \_\_\_\_\_.

2. Student A : Would you like to go to the swimming pool with us?


Student B : I'm sorry, I can't. I will \_\_\_\_\_.

3. Student A : Would you like to go to the zoo with us?

Student B : \_\_\_\_\_.

Unit 10 Things to do

**5 A** Read Thu Kha's plan for his birthday. Choose the correct word.



Tomorrow is my birthday. I will (have/play) a birthday party at home in the evening. I will (ask/invite) my friends. My mother will (take/cook) coconut rice and chicken curry. My father will (buy/give) a birthday cake for me. I will (listen/sing) songs with my friends.



**5 B** Match each word in column A with the correct answer in column B.

A	B
have	songs
invite	coconut rice and chicken curry
buy	my friends
sing	a birthday party
cook	a birthday cake

**5 C** This is Thu Kha's birthday plan. Find the mistakes in it and correct them.


He will have his birthday party at school in the evening. He will invite his teachers. His mother will cook coconut rice and fish curry. His grandfather will buy a cake for him. He will eat pizza with his friends.




Unit 10 Things to do

**6 A** Make a plan for your next birthday.

• <i>Place</i>	:	_____
• <i>Time</i>	:	_____
• <i>Food</i>	:	_____
• <i>Who you will invite</i>	:	_____
• <i>What you will do</i>	:	_____



**6 B** Write your plan for your birthday party, using the notes you made in 6A.

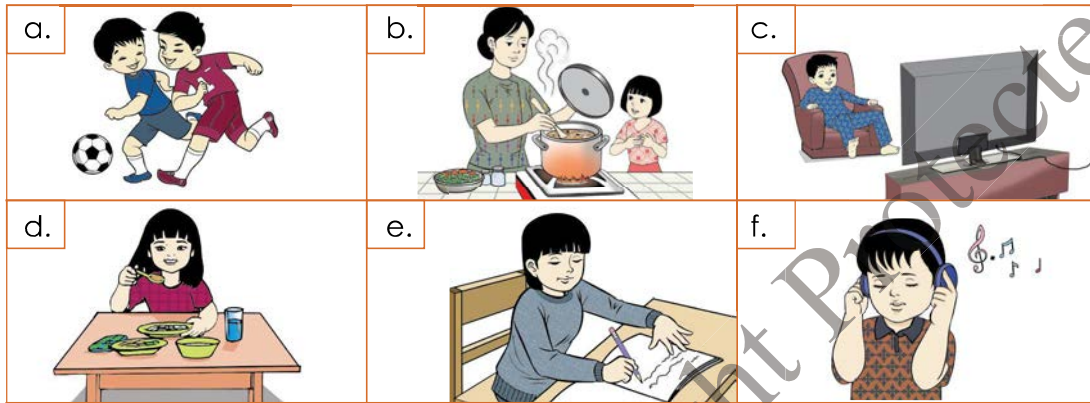


## Review 5

### 1A. Listen and circle the words you hear.

- |                    |                  |                |
|--------------------|------------------|----------------|
| 1. listened/listen | 2. watched/watch | 3. eat/ate     |
| 4. write/wrote     | 5. cook/cooked   | 6. played/play |

### 1B. Write a sentence for each picture below. Begin with 'He', 'She' or 'They' and use the past tense.








1. *They played football.*

### 1C. Write the following time expressions in the correct order.

this morning	last night	last week	last Friday	
last year				now

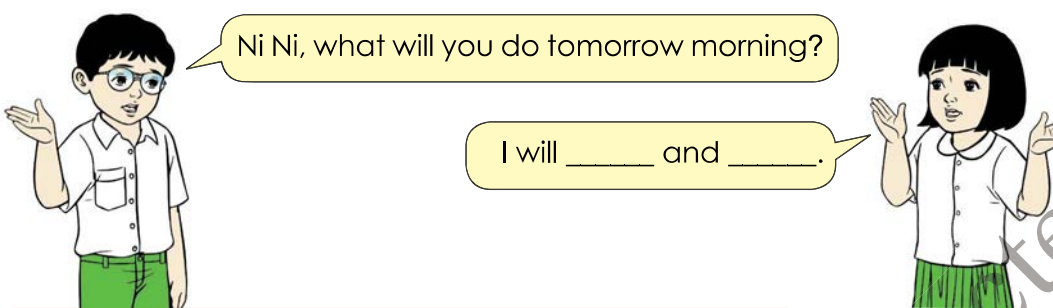
### 1D. Write a sentence for each picture about Zin Zin's last weekend.

	Saturday	Sunday
Morning		
Afternoon		
Evening		

*On Saturday morning, Zin Zin went cycling.*

## Review 5

### 2A. Listen and complete the table.



	Tomorrow morning	Tomorrow afternoon	Tomorrow evening
Ni Ni will ...			

### 2B. Ask five friends about what they will do tomorrow. Use the questions below.

You : Where will you go tomorrow?  
 Thuta : I'll go to the park.

You : Who will you go with?  
 Thuta : With my friends.

You : What will you do there?  
 Thuta : We'll play tag.

Name	Where	Who with	What
1. <i>Thuta</i>	<i>the park</i>	<i>friends</i>	<i>play tag</i>
2.			
3.			
4.			

## Project 5 My holiday plan

### 1A. Complete the paragraph with the correct form of the verbs given.



Last year, I \_\_\_\_ (go) to a village with my uncle's family. I went fishing in the lake with my cousins. We \_\_\_\_ (play) tag with the children in the village. We also played hide and seek. My aunt \_\_\_\_ (buy) vegetables from a farm in the village and \_\_\_\_ (cook) for us. We \_\_\_\_ (eat) a lot of fresh and healthy food.

### 1B. Write five things you did yesterday. Use five words from the box.

went   bought   ate   wrote   sent   drank   rode   gave

*I went to a restaurant yesterday.*

### 1C. In pairs, talk about what you did in the morning/in the afternoon/in the evening yesterday.

I went shopping in the morning. Then, I went to the library in the afternoon and watched TV in the evening.

## Project 5 My holiday plan

**2A. Read Zaw Zaw's plan for a trip and write the things he will do during his trip as in the example.**

I will tell you about my holiday plan. I will visit my grandparents. They live in Nay Pyi Taw. I will stay there for three days. I will visit the zoo with my aunt and cousins. At the zoo, we will buy fruits and vegetables for the animals. We will have ice creams there. I will also go to the park and go for a walk with my cousins. I will play chess with my grandfather in the evenings. It will be great fun.

He will visit the zoo. He will \_\_\_\_\_

---



---



---



---



---






---

**2B. Write a plan for your next holiday.**

- *Where will you go?*
- *Who will you go with?*
- *What will you do?*

**3. Read your plan to the class.**

I can ...			
talk about what I did in the past and will do in the future.			
make a plan for a trip.			