

THE GOVERNMENT OF
THE REPUBLIC OF THE UNION OF MYANMAR
MINISTRY OF EDUCATION

ENGLISH TEXT

GRADE 1



2017-2018

**THE GOVERNMENT OF
THE REPUBLIC OF THE UNION OF MYANMAR
MINISTRY OF EDUCATION**

**ENGLISH TEXT
GRADE 1**

2017-2018

Table of Contents


























Unit	Unit title	Page
1	My Friends	2
2	Things around us	12
	Review 1	24
	Project 1 'What's your name?' Song	27
	'How are you?' Song	
3	Colours	28
4	Parts of the Body	40
	Review 2	52
	Project 2 My Toy	55
5	Food and Drink	56
6	Fruits	68
	Review 3	80
	Project 3 My Meal	83
7	English for our Class	84
8	My Family	96
	Review 4	108
	Project 4 My Family	111

Unit 1 My Friends

Lesson 1 ABC Song



Listen and sing.

A 	B 	C 	D 	E 	F 
G 	H 	I 	J 	K 	L 
M 	N 	O 	P 	Q 	R 
S 	T 	U 	V 	W 	X 
		Y 	Z 		




















Now, I know my A, B, Cs.
Everybody, sing with me.



Lesson 2 ABC Song



Listen and sing.

a 	b 	c 	d 	e 	f 
g 	h 	i 	j 	k 	l 
m 	n 	o 	p 	q 	r 
s 	t 	u 	v 	w 	x 
		y 	z 		





Now, I know my A, B, Cs.
Everybody, sing with me.



Lesson 3 Hello, I'm Aye Aye. Nice to meet you.



Listen and say.




Unit 1 My Friends



















Practise.

Hello, I'm Moe Moe.
Nice to meet you.

Hello, I'm Soe Soe.
Nice to meet you.



Say and tick.

	<input checked="" type="checkbox"/>		<input type="checkbox"/>		<input type="checkbox"/>		<input type="checkbox"/>
	<input type="checkbox"/>		<input type="checkbox"/>		<input type="checkbox"/>		<input type="checkbox"/>
	<input type="checkbox"/>		<input type="checkbox"/>		<input type="checkbox"/>		<input type="checkbox"/>
	<input type="checkbox"/>		<input type="checkbox"/>		<input type="checkbox"/>		<input type="checkbox"/>

Lesson 4 Good morning.




Listen and say.



Good morning.




Good afternoon.



Good evening.



Goodbye.




Look and say.




Unit 1 My Friends




Practise.

Good morning. 

Good morning. 

Good afternoon.

Good afternoon.



Good evening. 

Good evening.

I'm Kyaw Kyaw.

I'm Aye Aye.




Nice to meet you.

Nice to meet you.

Goodbye.

Goodbye.



Lesson 5 What's your name?



Listen and say.

What's your name?



My name's Tun Tun.



My name's Su Su.



Ask and answer.

What's your name?



My name's Phyu Phyu.


Unit 1 My Friends



















Practise.

What's your name?

My name's Su Su.



Ask and tick.

 <input checked="" type="checkbox"/>	 <input type="checkbox"/>	 <input type="checkbox"/>	 <input type="checkbox"/>
 <input type="checkbox"/>	 <input type="checkbox"/>	 <input type="checkbox"/>	 <input type="checkbox"/>
 <input type="checkbox"/>	 <input type="checkbox"/>	 <input type="checkbox"/>	 <input type="checkbox"/>
 <input type="checkbox"/>	 <input type="checkbox"/>	 <input type="checkbox"/>	 <input type="checkbox"/>

Lesson 6 How are you?



Listen and say.

How are you?




I'm fine.



I'm great.



Ask and answer.






Practise.


How are you?



I'm fine.




I'm great.



Say and draw.



How are you?



Unit 2 Things around us


Lesson 1 It's a bag.




Listen and say.



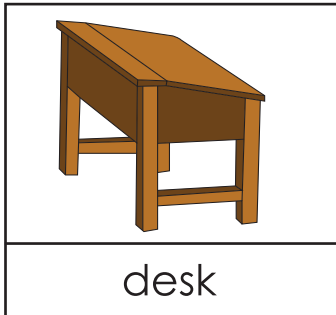
bag




book



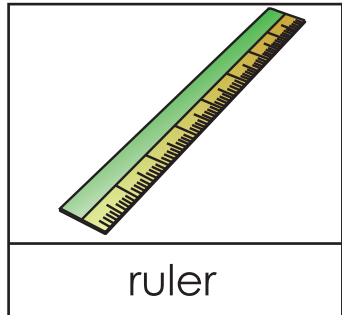
chair




desk



pencil




ruler






Practise.




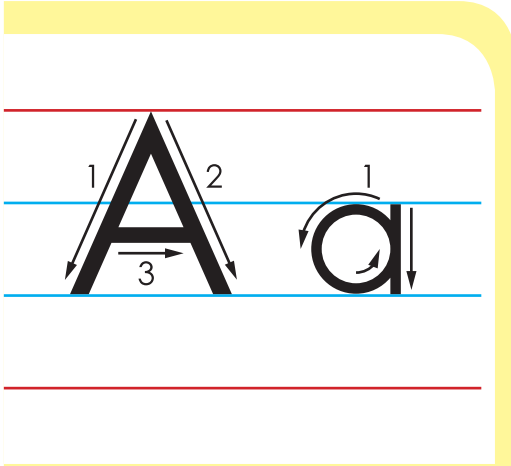
Ask and answer.




Lesson 2 Letters of the week: Aa, Bb



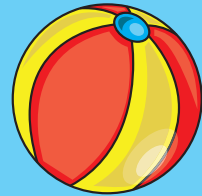
Listen and say.




ant




ball



apple



boy



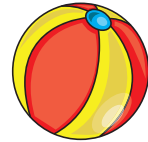



Trace and write.

AAA	BBB
aaa	bbb



Listen and tick.



Listen and tick.

B <input type="checkbox"/>	a <input type="checkbox"/>	A <input type="checkbox"/>	b <input type="checkbox"/>
----------------------------	----------------------------	----------------------------	----------------------------



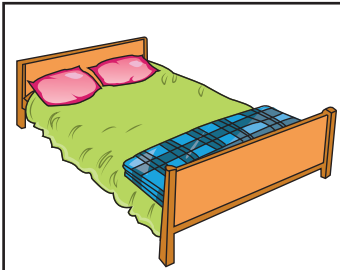
Write.

A a	___ a	B ___	___ b
-----	-------	-------	-------


Lesson 3 It's a bed.



Listen and say.



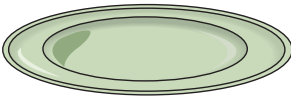
bed



fan




mat




plate



spoon



table






Practise.






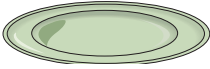


What's this?



It's a spoon.



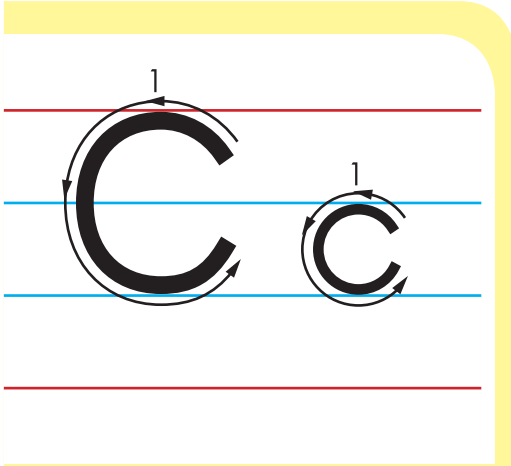
Ask and tick.

 <input checked="" type="checkbox"/>	 <input type="checkbox"/>	 <input type="checkbox"/>	 <input type="checkbox"/>
 <input type="checkbox"/>	 <input type="checkbox"/>	 <input type="checkbox"/>	 <input type="checkbox"/>

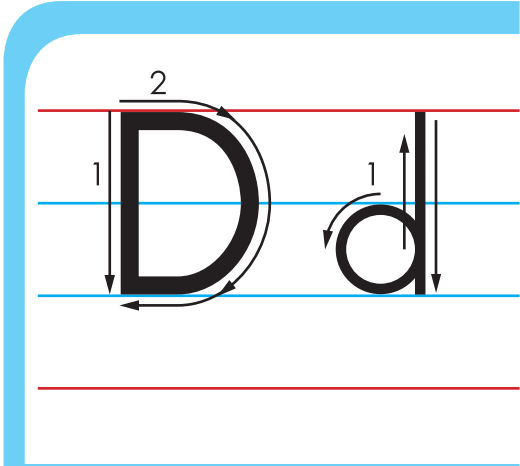

Lesson 4 Letters of the week: Cc, Dd




Listen and say.



cake



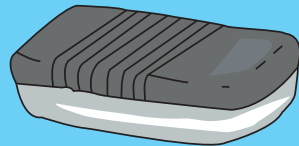
dog



cup



duster

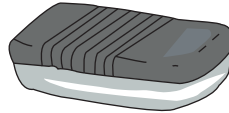




Trace and write.



Listen and circle.



Tick and say.

--	--

--	--



Write and say.



___ up




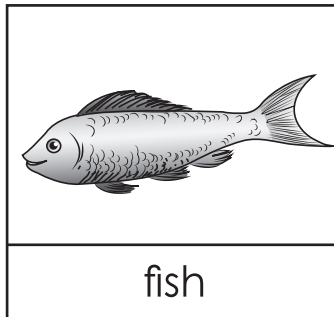
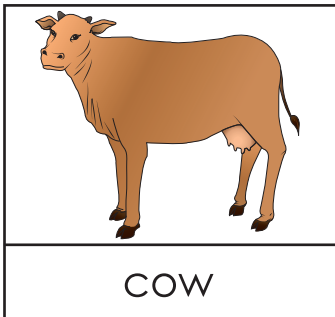





___ og

Lesson 5 It's a bird.



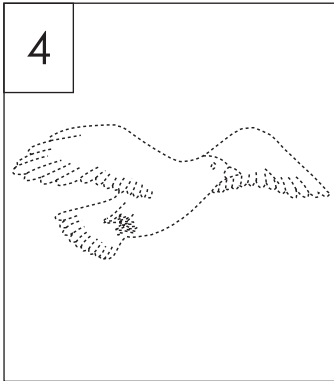
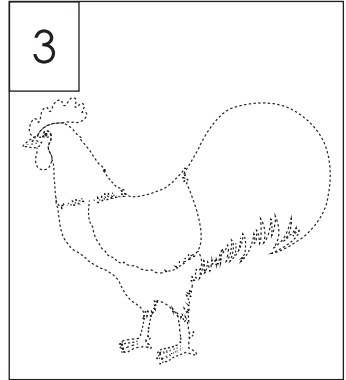
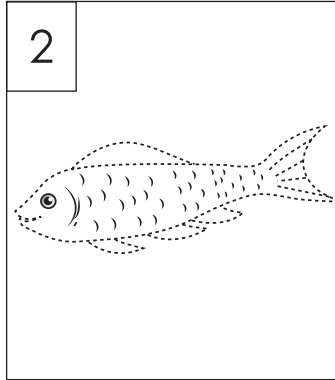



Listen and say.





Trace and say.




Practise.




Lesson 6 The Noisy Animals



Listen and say.



Unit 2 Things around us



Review 1




Write.

A B C D

a b c d



Say and write.






I can ...			
write Aa, Bb, Cc and Dd.			
say the words beginning with A, B, C and D.			



Listen and say.

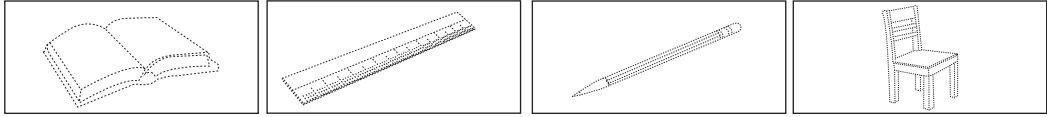
Hello.
 Hello.
 I'm Kyaw Kyaw.
 What's your name?
 My name's Aye Aye.
 Nice to meet you.
 Nice to meet you, too.
 How are you?
 I'm fine.
 How are you?
 I'm great.

I can ...			
greet my friends in English.			
make friends in English.			


Review 1




Trace and say.



Ask and answer.



Match and say.



I can ...			
name things around me in English.			
say names of animals in English.			

Project 1 'What's your name?' Song and
'How are you?' Song



Listen and sing.

 **'What's your name?'** 

(Hello)⁴

(What's your name?)²

(My name's Toe Toe.)²

(What's your name?)²



 **'How are you?'** 




(Hello, Aung Aung.

How are you?)³

(Great!)

It's so nice to see you.



I can ...			
sing 'What's your name?' Song.			
sing 'How are you?' Song.			

Unit 3 Colours

Lesson 1 What colour is this?



Listen and say.



black



blue



brown



green



pink




red



white




yellow






Ask and answer.



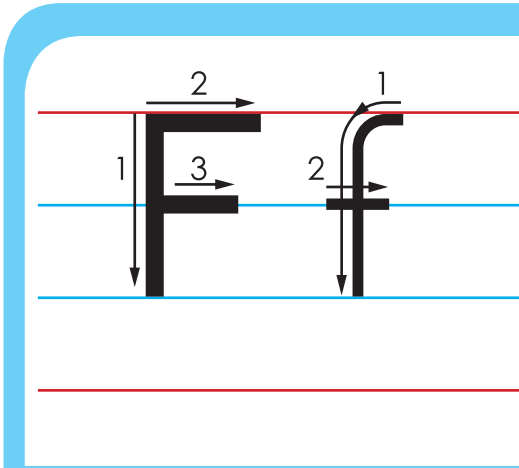
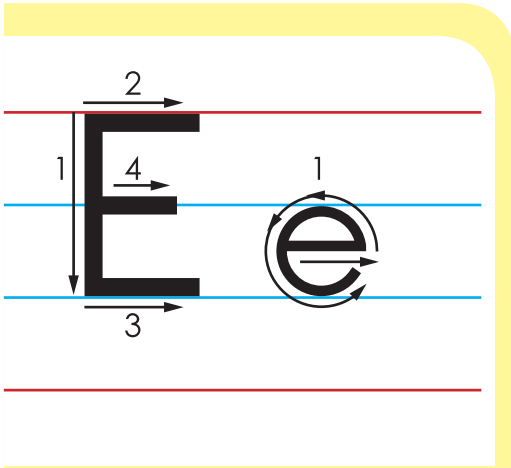
Practise.



Lesson 2 Letters of the week: Ee, Ff




Listen and say.



ear




fan



eye




fish





Trace and write.


--	--



Say and circle 'e'. Say and circle 'f'.



e a r



f a n




Tick and say.

<input type="checkbox"/>		
--------------------------	--	--

<input type="checkbox"/>		
--------------------------	--	--



Write and say.



___an



___ar

Lesson 3 It's long.



Listen and say.



long






short




big



small





Look and say.




It's long.



It's small.



It's big.



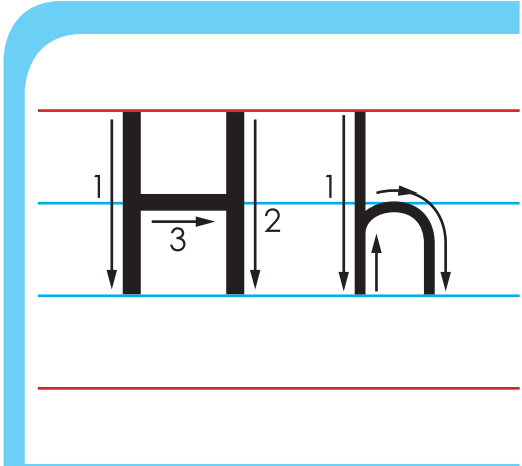
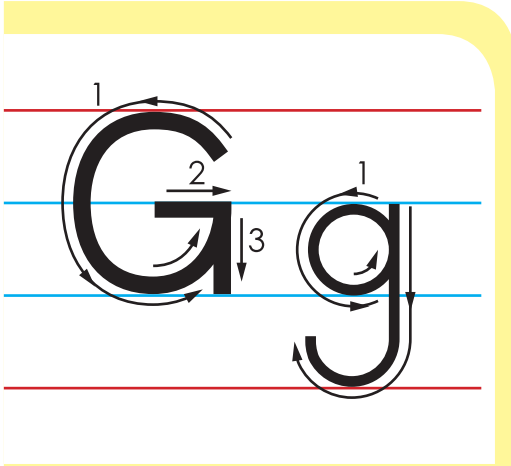
It's long.

It's short.

Lesson 4 Letters of the week: Gg, Hh



Listen and say.



girl



hand



goat



hat





Trace and write.



Say the words.

Start

Finish



Listen and circle.


girl

hand


Lesson 5 This is an apple.



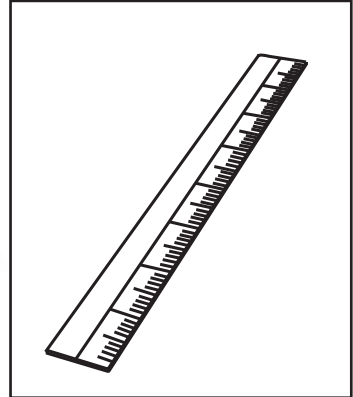
Listen and say.



This is an apple.
It's big. It's red.




This is a pencil.
It's short. It's brown.





This is a ruler.
It's long. It's white.

This is a ruler.
It's long. It's white.



This is a ruler. It's long. It's white.





Look and say.

This is a pencil. It's short. It's brown.



This is an apple.
It's big. It's red.



This is a pencil.
It's short. It's brown.

Lesson 6 The Red Ant



Listen and say.

1

Yellow Cat, Yellow Cat,
what's this?



Dog. Dog.
It's a dog.
It's big. It's black.



2

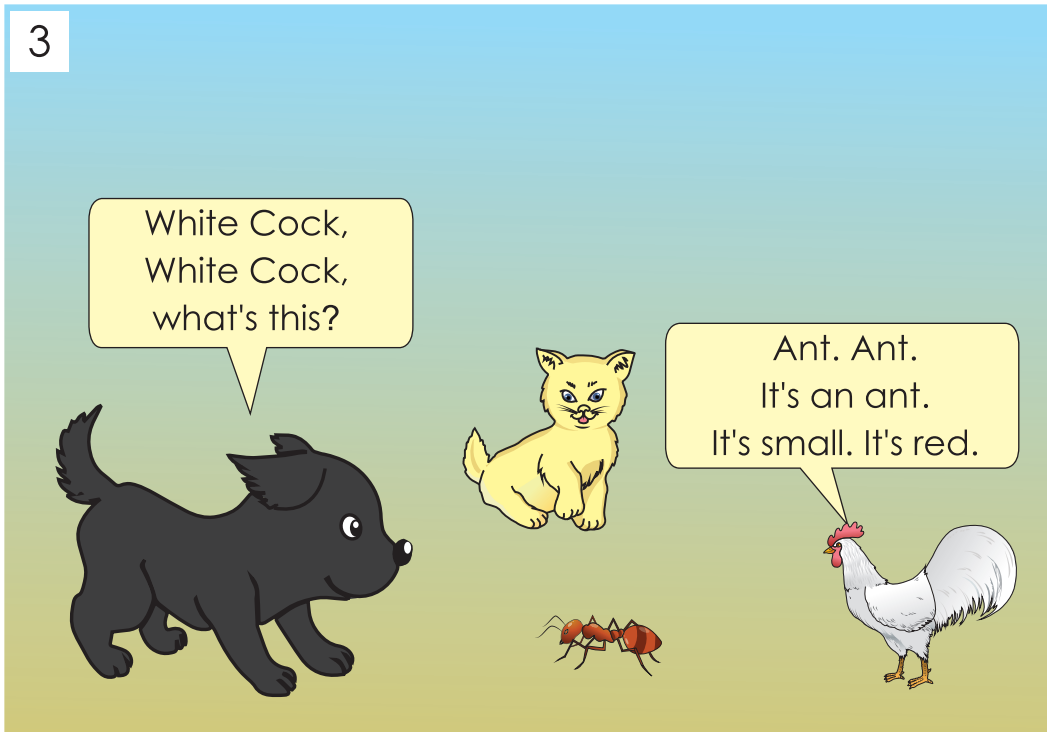
Black Dog,
Black Dog,
what's this?



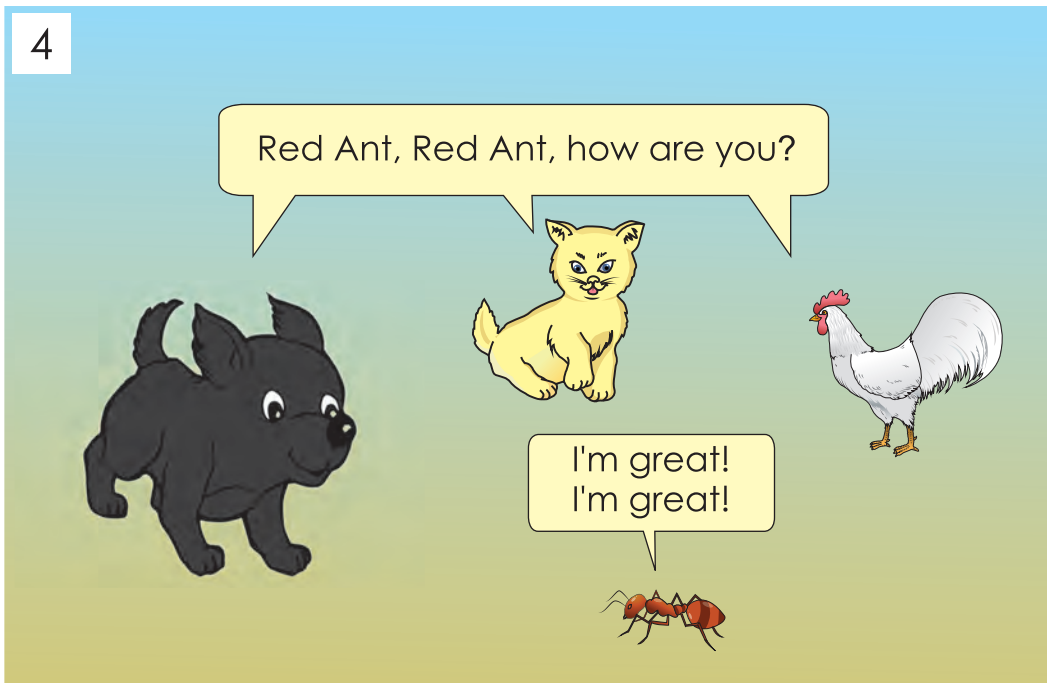
Cock. Cock.
It's a cock.
It's small. It's white.



3



4

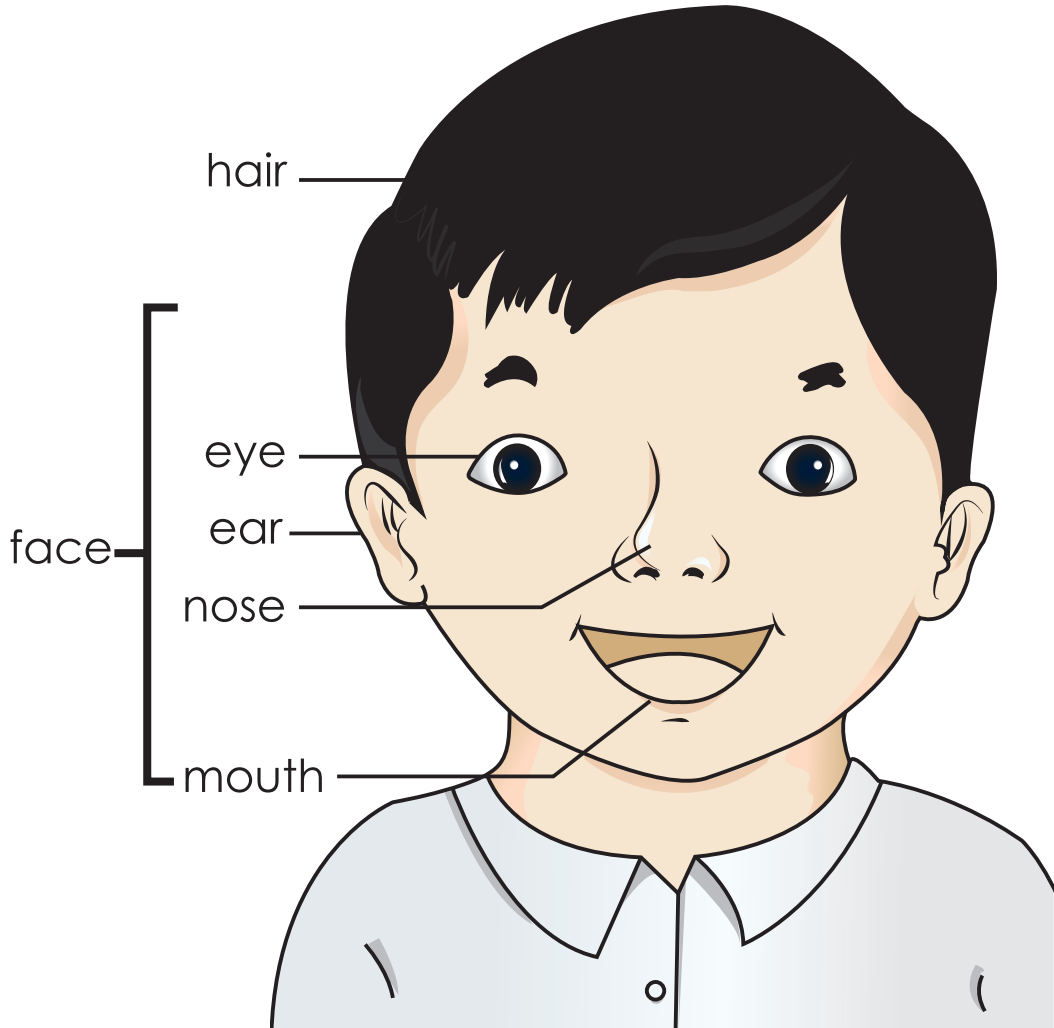


Unit 4 Parts of the Body

Lesson 1 Touch your nose.




Listen and say.





Listen and practise.



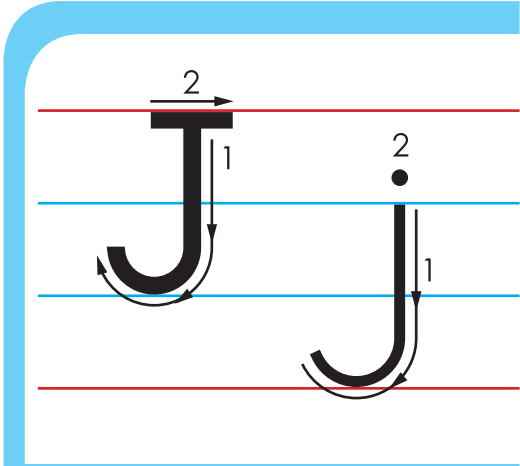
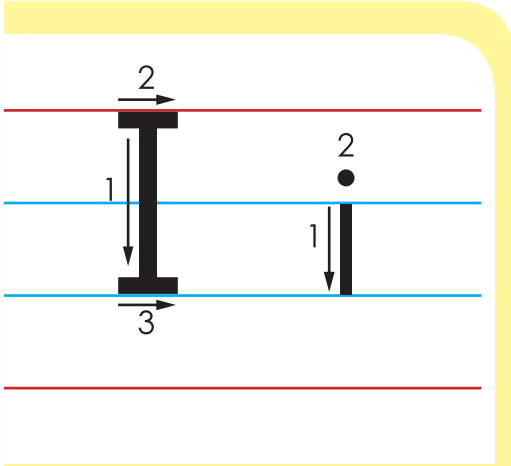
Listen and act.



Lesson 2 Letters of the week: Ii, Jj



Listen and say.



ice



jacket



iron



jam



Unit 4 Parts of the Body



Trace and write.



Listen and tick.



Listen and tick.

i <input type="checkbox"/>	J <input type="checkbox"/>	j <input type="checkbox"/>	I <input type="checkbox"/>
-----------------------------------	-----------------------------------	-----------------------------------	-----------------------------------



Write and say.


	__ce
--	------

	__am
--	------

Lesson 3 Touch your head.



Listen and say.



Listen and sing.



(Clap)² Touch your head.



(Clap)² Touch your shoulder.



(Clap)² Touch your arm.

(Clap)² Touch your hand.



(Clap)² Touch your finger.






Listen and act.


Touch your hand.



Touch your head.



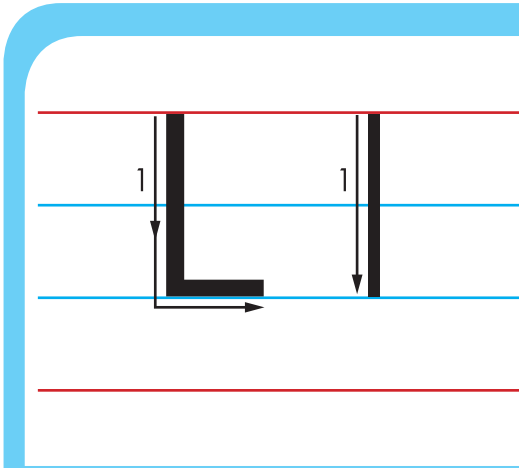
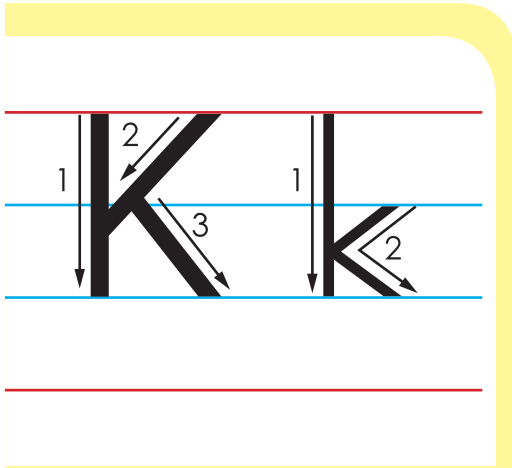
Touch your shoulder.




Lesson 4 Letters of the week: Kk, Ll



Listen and say.



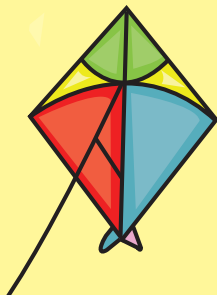
key




lamp



kite



lock



Unit 4 Parts of the Body

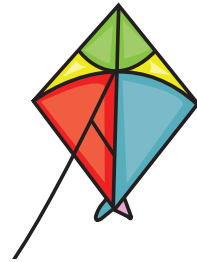


Trace and write.

--	--



Listen and circle.



Tick and say.

--	--

--	--



Write and say.



___ock

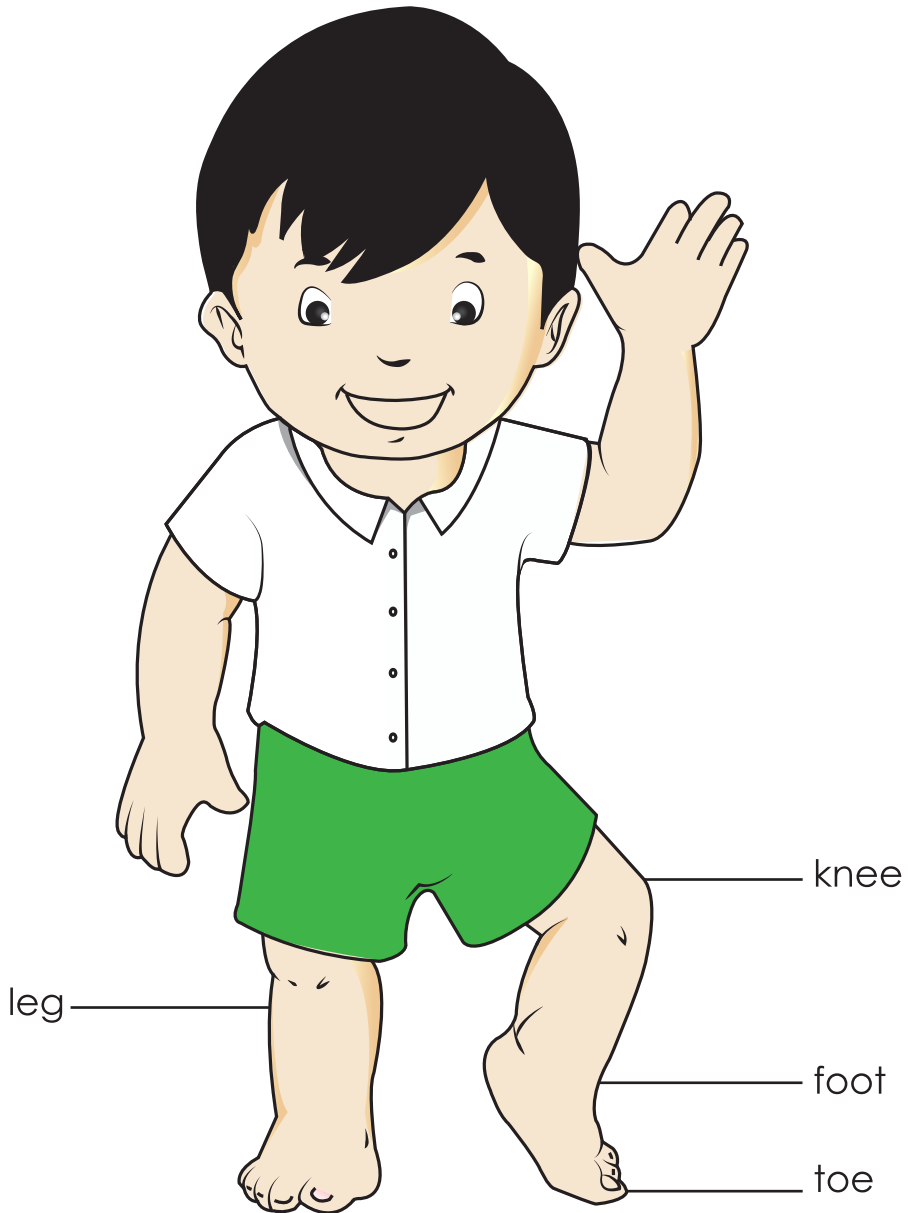


___ey

Lesson 5 Touch your knee.





Listen and say.





Listen and practise.



Listen and act.

Touch your knee.




Touch your toe.



Lesson 6 'Head, shoulders, knees and toes' Song



Listen and say.



Listen and sing.

Head, shoulders, knees and toes



Head, shoulders
(knees and toes)²



Head, shoulders, (knees and toes)²

And eyes and ears

And mouth and nose



Head, shoulders, (knees and toes).²



Sing and act.

♪ Head, shoulders ♪



♪ Knees and toes, knees and toes, ♪



♪ And eyes and ears and mouth and nose. ♪



Review 2



Write.

E F G H I J K L

e f g h i j k l



Match and say.

A matching activity featuring various letters and images. The letters are arranged in a circle: L, i, H, e, h, E, K, g, k, G, j, f, J, F, I, I, and I. The images include a lamp, an iron, a hat, a fish, a jar of jam, a key, a dog, and an eye. The letter 'e' is connected to the eye image by a line.


I can ...			
write Ee, Ff, Gg, Hh, Ii, Jj, Kk and Ll.			
say the words beginning with E, F, G, H, I, J, K and L.			



Match and say.

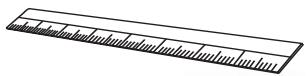

What colour is this?

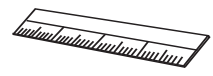
It's yellow.



Listen and tick.

This is a ruler. It's long.






















Practise.

This is a pencil . It's blue.



I can ...			
say colours and sizes of things in English.			
say names of animals in English.			



Listen and sing.



Head and shoulders, knees and toes






Head and shoulders, knees and toes,
 knees and toes, knees and toes,
 head and shoulders, knees and toes,
 it's my body.

Eyes and ears and mouth and nose,
 mouth and nose, mouth and nose,
 eyes and ears and mouth and nose,
 it's my body.

Hands and fingers, arms and legs,
 arms and legs, arms and legs,



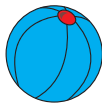
hands and fingers, arms and legs,
 it's my body.



I can ...			
say parts of the body in English.			



Listen and say.



This is my toy.

It's a ball.

It's blue.

It's small.



Draw and say.



I can ...			
draw my toy.			
talk about my toy in English.			

Unit 5 Food and Drink


Lesson 1 I eat ...



Listen and say.



cake



chicken



fruits





rice





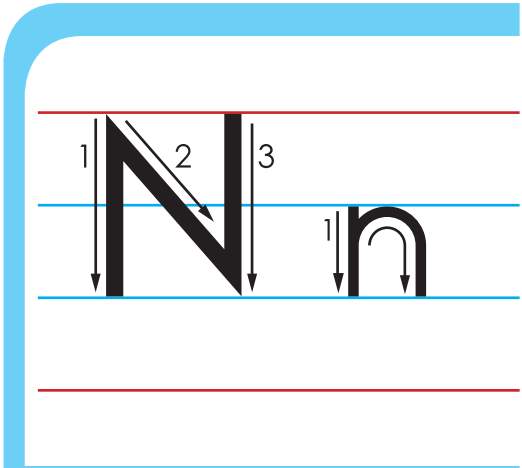

Practise.



Lesson 2 Letters of the week: Mm, Nn




Listen and say.



mat



nail



monkey



nest






Trace and write.



Say and circle 'm'. Say and circle 'n'.



mat



nest




Tick and say.

--	--

--	--



Write and say.



__at








__est

Lesson 3 I drink ...



Listen and say.





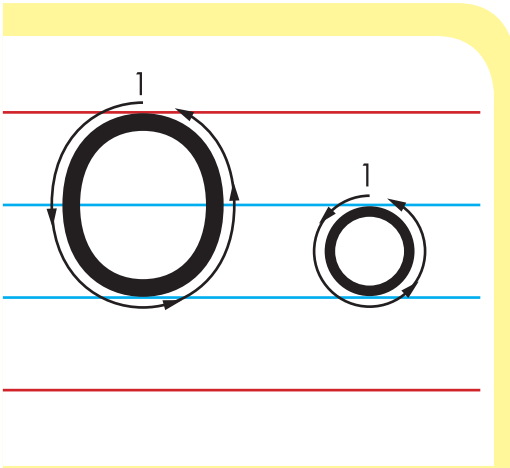
Practise.



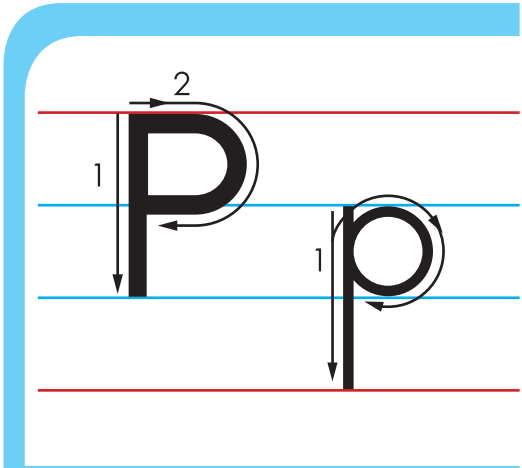
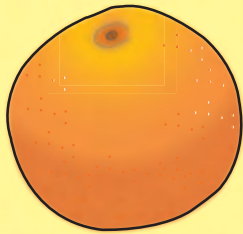
Lesson 4 Letters of the week: Oo, Pp




Listen and say.



orange



pencil





Trace and write.

Tracing practice for the letter 'O'. The first row shows three dashed 'O's on a set of three horizontal lines (top, middle, bottom). The second row shows three solid 'O's on the same lines. The first row shows three dashed 'P's on the same lines. The second row shows three solid 'P's on the same lines.





Say the words.

A winding path starting from a starburst labeled 'Start' and ending at a starburst labeled 'Finish'. The path is divided into segments with the following items: an orange, an owl on a branch, a pencil, a pencil, an orange, a pencil, and an owl on a branch.



Write and say.

 _____ in

 _____ encil


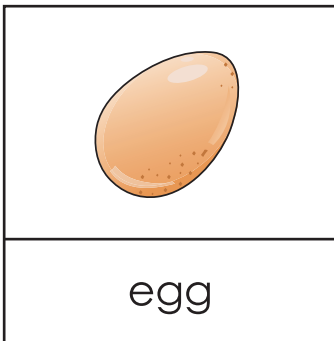



 _____ range

 _____ wl

Lesson 5 I like/I don't like ...



Listen and say.





I like chicken.
I don't like fish.






Practise.



Lesson 6 Do you like ... ?



Listen and say.



Listen and sing.



Do you like ... ?

Do you like ... ?

Do you like ... ?

Do you like apples? 🍏 🍏

Yes, I do. Yes, I do.

Yes, I like apples. 🍏 🍏

No, I don't. No, I don't.


No, I don't like apples. 🍏 🍏





Practise.

Do you like ... ? Do you like ... ?
Do you like cake?



Yes, I do,
Yes, I do,
Yes, I like cake.



No, I don't,
No, I don't,
No, I don't like cake.



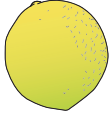




Unit 6 Fruits

Lesson 1 It's a/an ...




Listen and say.

		
apple	banana	lime
		
mango	orange	



Ask and answer.


What's this?



It's a banana.



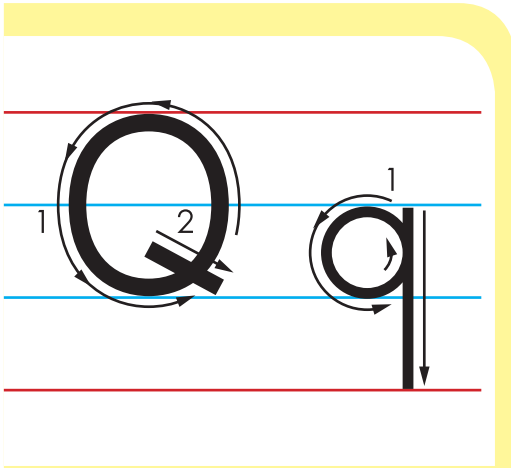
Practise.



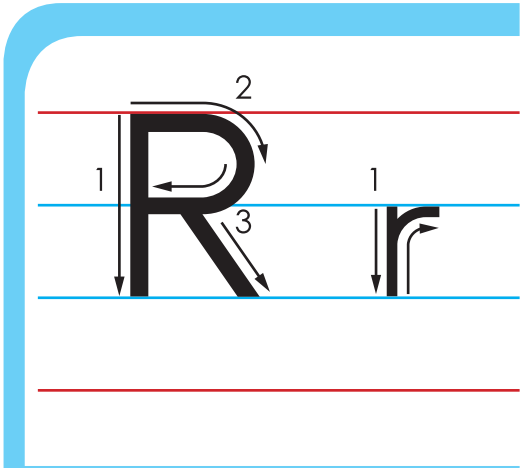

Lesson 2 Letters of the week: Qq, Rr




Listen and say.



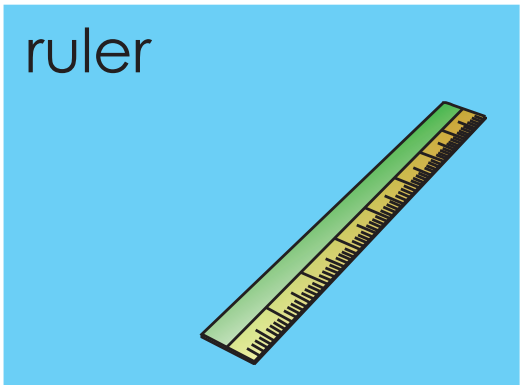
quail



rabbit



queen



ruler

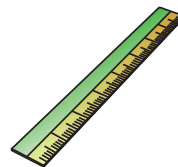


Trace and write.

Tracing practice on lined paper. The first row contains three dashed uppercase 'Q's followed by two dashed uppercase 'R's. The second row contains three dashed lowercase 'q's followed by two dashed lowercase 'r's.



Listen and circle.



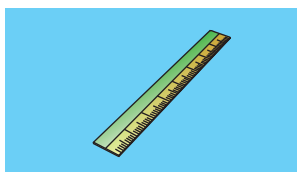
Tick and say.

A box containing the lowercase letter 'q' and an illustration of a quail.

A box containing the lowercase letter 'r' and an illustration of a cartoon rabbit.



Match and say.




quail

queen

rabbit


ruler





Lesson 3 What's this? It's a ...





Listen and say.


coconut


guava



papaya


pineapple


watermelon



Ask and answer.




What's this?


It's a pineapple.



Practise.



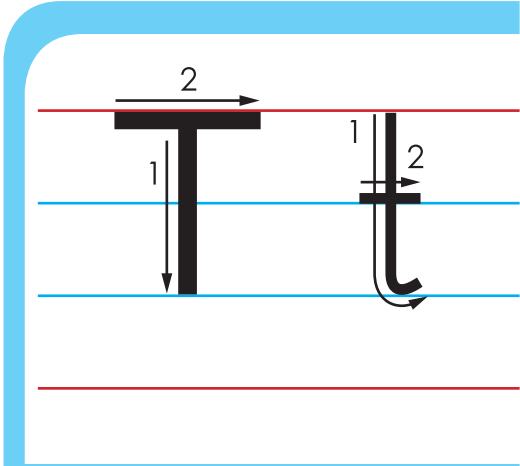
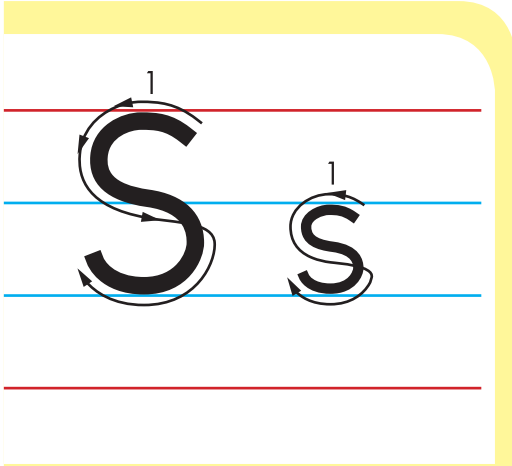
Ask and answer.



Lesson 4 Letters of the week: Ss, Tt




Listen and say.




snake



table



sun



tree







Trace and write.

S S S	T T T
s s s	t t t



Listen and circle.



Listen and tick.

S <input type="checkbox"/>	T <input type="checkbox"/>	S <input type="checkbox"/>	t <input type="checkbox"/>
----------------------------	----------------------------	----------------------------	----------------------------













Write.

m n o p q r s t

Lesson 5 How many ...?



Listen and say.

 1	 6
 2	 7
 3	 8
 4	 9
 5	 10

How many oranges are there?




5 oranges






Practise.




Ask and answer.



How many guavas are there?



7 guavas



Lesson 6 Give me some bananas.



Listen and sing.

Give me some bananas



Give me some bananas.




How many bananas?

(clap hands)³

3 bananas?

Yes, please.

Here you are.



Thank you.







Practise.

Give me some coconuts.

2 coconuts



How many coconuts?



Give me some mangoes.

How many mangoes?

5 mangoes



Review 3




Write.

M N O P Q R S T

m n o p q r s t



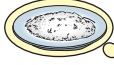











Match and say.



I can ...			
write Mm, Nn, Oo, Pp, Qq, Rr, Ss and Tt.			
say the words beginning with M, N, O, P, Q, R, S and T.			








Match and say.

		I eat rice.		
		I eat ...		
		I eat ...		
		I eat ...		




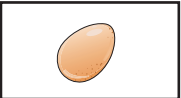









Listen and tick.

	I drink ...	 <input type="checkbox"/>	 <input type="checkbox"/>
		 <input type="checkbox"/>	 <input type="checkbox"/>




Ask and answer.

	Do you like bread?						Yes, I do.
	Do you like fish?						No, I don't.

I can ...			
say the names of food and drink I like in English.			
say the names of food and drink I don't like in English.			







Listen and match.



How many apples are there?

3 apples



4

1

2

3

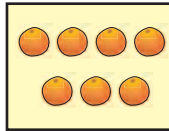

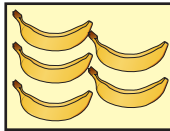
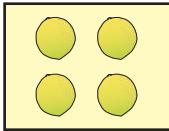


Ask and answer.



How many limes are there?

4 limes





Practise.

Give me some guavas.

How many guavas?


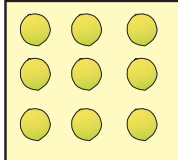


8 guavas



Here you are.

Thanks.



I can ...			
say number 1 to 10 in English.			
say the names of fruits in English.			

Project 3 My meal




Look and listen.



Talk about your meal.

In the morning, I eat/ drink ...	In the afternoon, I eat/ drink ...	In the evening, I eat/ drink ...
-------------------------------------	---------------------------------------	-------------------------------------



I can ...			
talk about my meals in English.			

Unit 7 English for our Class

Lesson 1 Stand up.



Listen and say.

Sit down.



Sit down.



Stand up.




Raise your hand.




Clap your hands.



Open your book.




Close your book.



Listen and act.

Raise your hands.






Practise.

Raise your hand.



Open your book.



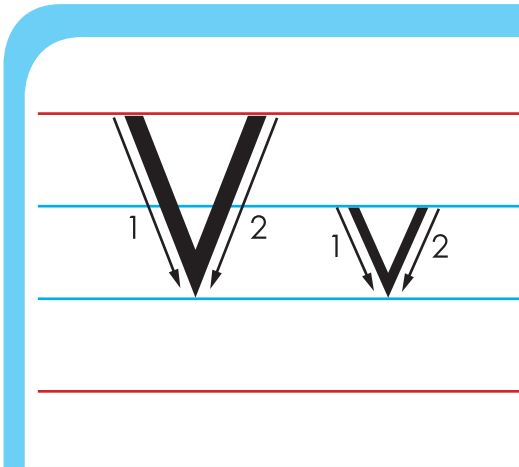
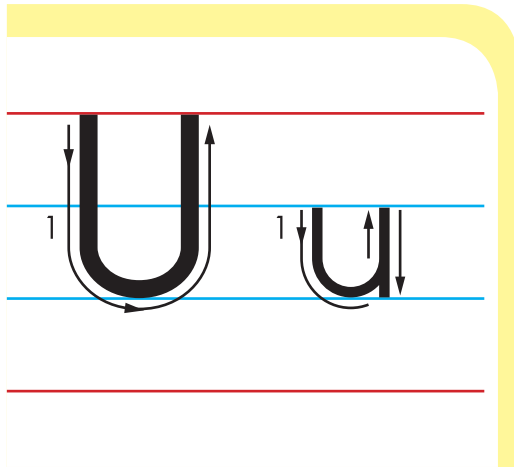
Say and tick.



Lesson 2 Letters of the week: Uu, Vv



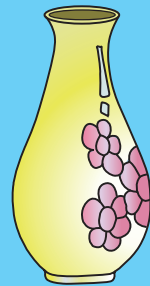
Listen and say.




umbrella



vase



uncle



violin





Trace and write.



Listen and tick.

 uncle	 umbrella	 violin	 vase
-----------	--------------	------------	----------



Tick and say.

 u	 umbrella	 v	 vase
-------	--------------	-------	----------



Write and say.



___ncle







___iolin

Lesson 3 Touch your friend.




Listen and say.





Look and say.




Say and act.

Make a group.



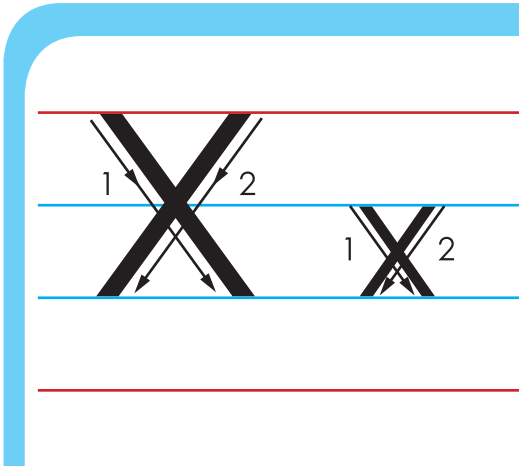
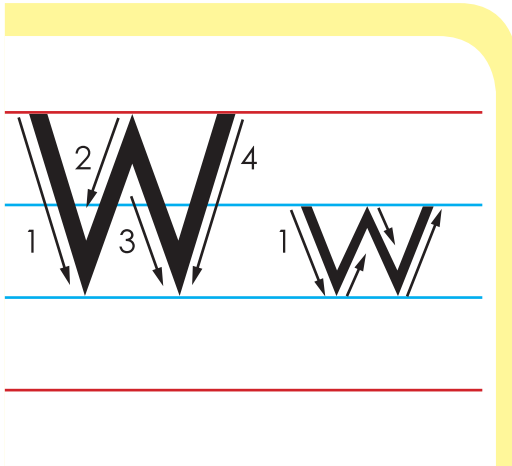
Make a circle.




Lesson 4 Letters of the week: Ww, Xx



Listen and say.




wall



xylophone



water





Trace and write.



Match and say.

A large maze with three paths leading to circles containing the letters W, X, and W. Below the maze are three images: a glass of water, a wooden boat, and a brick wall.





Listen and write.

Four green leaves. The first leaf contains the letter W, the second is empty, the third contains the letter X, and the fourth is empty.

Lesson 5 Look at the picture.




Listen and say.





Listen and act.



Practise.



Lesson 6 'Action' Song



Listen and sing.

'Action' Song

Clap your hands and
sit down.

Clap your hands and
stand up.

Raise your hand and
touch me.


It's so nice to see you.






Practise.


Clap your hands and sit down.



Clap your hands and stand up.



Raise your hand and touch me.



It's so nice to see you.






Unit 8 My Family

Lesson 1 This is my ...



Listen and say.



This is my father.
This is my mother.
This is my brother.
This is my sister.





Match and say.

This is my father. He likes oranges.




father



apples



mother



oranges




brother



bananas



sister

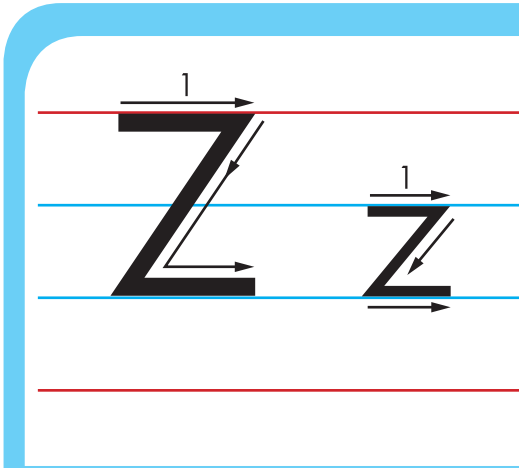
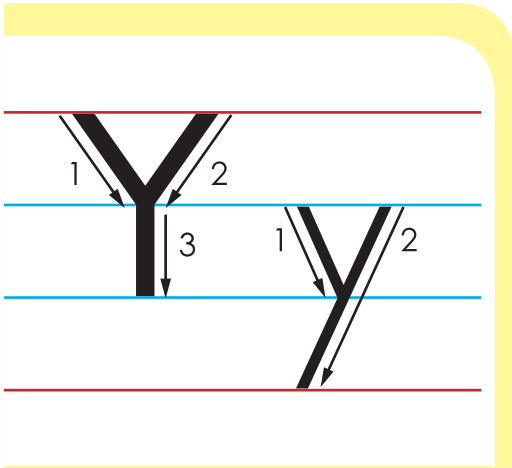


papayas

Lesson 2 Letters of the week: Yy, Zz




Listen and say.



yacht



zebra



yolk



zip





Trace and write.



Listen and tick.



Listen and tick.

Y <input type="checkbox"/>	Z <input type="checkbox"/>	z <input type="checkbox"/>	y <input type="checkbox"/>
-----------------------------------	-----------------------------------	-----------------------------------	-----------------------------------



Write and say.

 ___ ebra

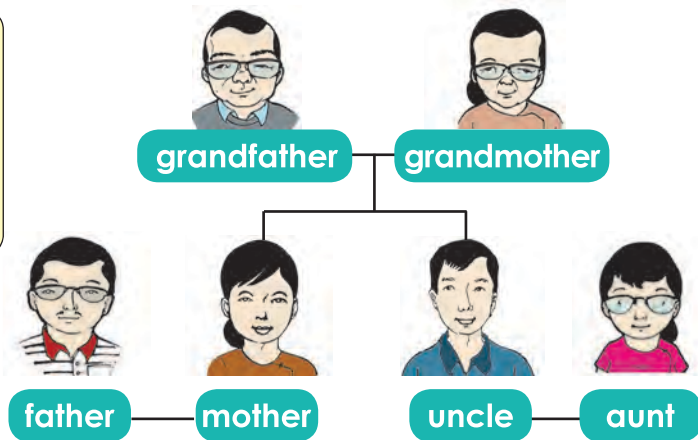
 ___ olk

Lesson 3 His/Her name is ...



Listen and say.

This is my
grandfather.
His name is
U San Tun.



Look and say.



This is my uncle.
His name is U Ba Tun.

This is my aunt.
Her name is Daw Su Su.





Practise.

This is my grandmother.
Her name is ...



Put one tick for one friend.

Lesson 4 I have a/an ...



Listen and say.



Listen and match.



I have a brother.

I have an uncle.


I have a sister.

I have an aunt.





Practise.



Lesson 5 How old are you?



Listen and say.

How old are you?
I'm 5.

Aye Aye	Tun Tun	Zar Zar
I'm 5.	I'm 6.	I'm 7.

The teacher is pointing to the board. In the foreground, two groups of children are sitting on wooden benches, watching the teacher.



Ask and answer.



How old are you?
I'm 6.

A group of seven children are playing a game of tag in a circle. One child is holding a soccer ball. A speech bubble from one child asks "How old are you?" and another child replies "I'm 6."

















Unit 8 My Family



Practise.





Ask and tick.

 <input checked="" type="checkbox"/>	 <input type="checkbox"/>	 <input type="checkbox"/>	 <input type="checkbox"/>
 <input type="checkbox"/>	 <input type="checkbox"/>	 <input type="checkbox"/>	 <input type="checkbox"/>
 <input type="checkbox"/>	 <input type="checkbox"/>	 <input type="checkbox"/>	 <input type="checkbox"/>
 <input type="checkbox"/>	 <input type="checkbox"/>	 <input type="checkbox"/>	 <input type="checkbox"/>

Lesson 6 This is my family.



Listen and say.



Unit 8 My Family



Review 4



Write.

U V W X Y Z

u v w x y z



Write A to Z.

Write a to z.


I can ...			
write A to Z.			
write a to z.			



Listen and match.




- Open your book.
- Close your ...
- Raise your ...
- Clap your ...



Say and act.



Sit down.



I can ...			
give instructions in English.			
follow instructions given in English.			



Listen and tick.



1. He is my father.

1.



2. She is my mother.

2.



3. He is my brother.

3.



4. She is my sister.









4.



Look and say.



He is my grandfather. His name is ...
He likes ...

He/She is my ...				
His/Her name is ...				
He/She likes ...				






Ask and answer.



How old are you?

I'm 5.



I can ...			
talk about my family in English.			
ask someone's age in English.			
say how old I am in English.			


Project 4 My Family




Look and listen.






This is my family.
This is my father.
His name is U Tun Tun.
This is my mother.
Her name is Daw Win May.
This is my brother.
His name is Aung Aung.



Draw the picture of your family and talk about your family.



I can ...			
draw a picture of my family.			
talk about my family in English.			



Technical assistance is provided by JICA.